





DK Cable junction boxes

- 1.5 mm² up to 240 mm²
- degree of protection IP 54-69
- in accordance with IEC 60670-22

Selection table for cable junction boxes	10-11
For normal environment and protected outdoor	
Cable entry via metric knockouts, with or without terminals	12-19
Box walls without knockouts	20-22
With terminals in FIXCONNECT® plug-in technology for copper conductors	23-24
Cable entry via metric knockouts for armoured cables or conduit entries	25-28
For cable trunking and conduit installation	29-32
Cable entry via elastic membranes	33-38
Cable entry via elastic membranes in bottom and box walls	39-42
With terminals for aluminum and copper conductors	43-48
”Weatherproof“, for outdoor installation	
Cable entry via metric knockouts, with or without terminals	49-69
Box walls without knockouts	70-76
Accessories	77-81
”Waterproof“, for encapsulating	
Approved for United States and Canada (UL/CSA)	93-95
Approved for intrinsic fire resistance and insulation integrity	96-112
For safety lighting circuits	113-114
For equipotential bonding conductors	115
With main line branch terminals for copper conductors	116-118
With terminal blocks for aluminum- and copper conductors	119-123
Accessories cable junction boxes	124-133
Technical details cable junction boxes	134-149

Further technical information can be found on the Internet
www.hensel-electric.de -> Products

Applications

Electrical functions

Branching and connecting of copper conductors

Branching and connecting of aluminium and copper conductors

- In rooms with dry climate
- In damp and wet environments
- Protected outdoors (refer to technical details)
- On flameable parts of buildings
- In buildings with mainly inflammable materials
- In areas with a high risk of fire



pages 13-42

pages 43-48

- Cable trunking installation



pages 30-31

- Intrinsic fire resistance and insulation integrity



pages 100-109

- "Weatherproof", for outdoor installation
- Improved behaviour in case of fire "flame-resistant" and "halogenfree"



pages 84 - 91

- "Waterproof" for encapsulating, unprotected outdoors



pages 52-76

- UL/CSA Approval



- Safety lighting circuits




pages 114

- Equipotential bonding



page 115

Connecting of solid conductors and stranded conductors	Combining multiple control wires to one control cable	2 circuits in one cable junction box	Main line branch terminals	Without terminals	Box walls without knockouts
page 44 pages 120-123	pages 120-123	pages 30-31	page 117-118	pages 18-19, 21-22, 26-27, 31, 35, 37, 40-41, 58-60, 67-69, 71-76, 94-95,	pages 21-22, 71-76, 94-95,
		pages 30-31 DP 9220, DP 9221, DP 9222		page 31	
				pages 58-60 pages 67-69 pages 71-76	pages 71-76
				page 94-95	page 94-95



DK Cable junction boxes

**For normal environment and protected outdoor
Cable entry via metric knockouts**

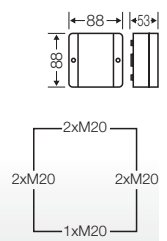
- Cable entry via metric knockouts
- Stainless steel cover screws with quick fastening metric thread. Reducing cover fixing time.
- With grommets ESM, IP 55, as standard
- Can be used in poor environmental conditions by using IP 65 glands AKM
- Labelling system for circuit description
Label template on the Internet at www.hensel-electric.de - in the Downloads area
- External brackets for wall fixing as accessories
- Different terminal positions and fastening options
- Material: PS (polystyrene)
- Burning behaviour:
Glow wire test in accordance with IEC 60695-2-11: 750 °C / 960 °C, flame-retardant, self-extinguishing
- Colour: grey, RAL 7035



D 9025
1.5-2.5 mm², Cu 3~

- with terminals
- 5-pole per pole 6 x 1.5 mm² sol, 4 x 2.5 mm² sol, 3 x 4 mm² sol
- included cable entry: 4 ESM 20, sealing range Ø 6-13 mm
- for normal environment and protected outdoor

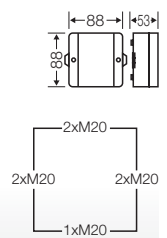
rated insulation voltage	U _i = 690 V a.c./d.c.
tightening torque for terminal	1.2 Nm
material	PS (polystyrene)



D 9125
1.5-2.5 mm², Cu 3~

- with terminals
- 5-pole per pole 6 x 1.5 mm² sol, 4 x 2.5 mm² sol, 3 x 4 mm² sol
- included cable entry: 4 ESM 20, sealing range Ø 6-13 mm
- with external fixing
- for normal environment and protected outdoor

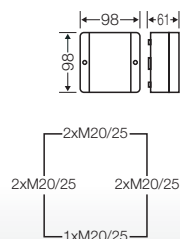
rated insulation voltage	U _i = 690 V a.c./d.c.
tightening torque for terminal	1.2 Nm
material	PS (polystyrene)



D 9045
1.5-4 mm², Cu 3~

- with terminals
- 5-pole per pole 6 x 1.5 mm² sol, 4 x 2.5 mm² sol, 3 x 4 mm² sol, 2 x 6 mm² sol
- included cable entry: 4 ESM 25, sealing range Ø 9-17 mm
- for normal environment and protected outdoor

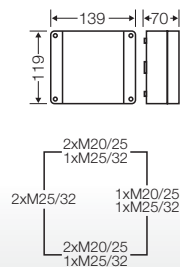
rated insulation voltage	U _i = 690 V a.c./d.c.
tightening torque for terminal	1.2 Nm
material	PS (polystyrene)



K 9065
2.5-6 mm², Cu 3~

- with terminals
- 5-pole per pole 4 x 2.5 mm² sol, 4 x 4 mm² sol, 3 x 6 mm² sol, 2 x 10 mm² sol
- included cable entry: 3 ESM 32, sealing range Ø 9-23 mm
- for normal environment and protected outdoor

rated insulation voltage	U _i = 690 V a.c./d.c.
tightening torque for terminal	1.5 Nm
material	PS (polystyrene)



DK Cable junction boxes

Cable entry via metric knockouts

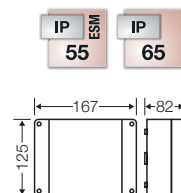


K 9105

4-10 mm², Cu 3~

- with terminals
- 5-pole per pole 6 x 2.5 mm² sol, 4 x 4 mm² sol, 4 x 6 mm² sol, 4 x 10 mm² sol, 2 x 16 mm² s
- included cable entry: 3 ESM 32, sealing range Ø 9-23 mm
- for normal environment and protected outdoor

rated insulation voltage	$U_i = 690 \text{ V a.c./d.c.}$
current carrying capacity	63 A
tightening torque for terminal	2.0 Nm
material	PS (polystyrene)

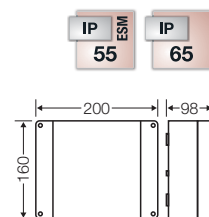


K 9255

10-25 mm², Cu 3~

- with terminals
- 5-pole per pole 6 x 10 mm² sol, 4 x 16 mm² s, 4 x 25 mm² s, 2 x 35 mm² s
- included cable entry: 3 ESM 40, sealing range Ø 17-30 mm
- for normal environment and protected outdoor

rated insulation voltage	$U_i = 690 \text{ V a.c./d.c.}$
current carrying capacity	102 A
tightening torque for terminal	3.0 Nm
material	PS (polystyrene)

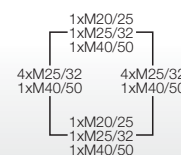
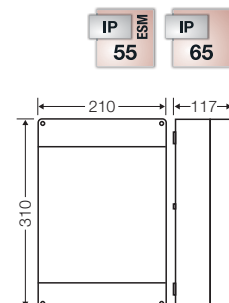


K 9502

10-35 mm², Cu 3~

- with terminals
- 5-pole per pole 4 x 10 mm² sol, 4 x 16 mm² s, 4 x 25 mm² s, 2 x 35 mm² s
- included cable entry: 3 ESM 40, sealing range Ø 17-30 mm
- for normal environment and protected outdoor

rated insulation voltage	$U_i = 690 \text{ V a.c./d.c.}$
current carrying capacity	102 A
tightening torque for terminal	3.0 Nm
material	PS (polystyrene)

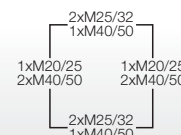
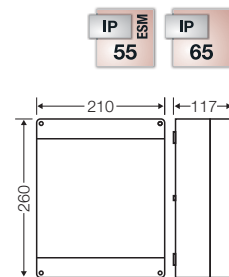


K 9355

16-35 mm², Cu 3~

- with terminals
- 5-pole per pole 6 x 16 mm² s, 4 x 25 mm² s, 4 x 35 mm² s, 2 x 50 mm² s
- included cable entry: 3 ESM 40, sealing range Ø 17-30 mm
- for normal environment and protected outdoor

rated insulation voltage	$U_i = 690 \text{ V a.c./d.c.}$
current carrying capacity	125 A
tightening torque for terminal	12.0 Nm
material	PS (polystyrene)

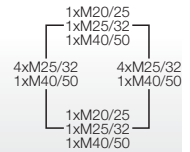
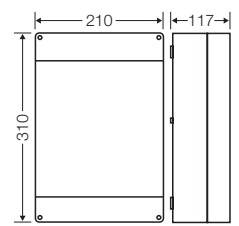




K 9504
16-50 mm², Cu 3~

- with terminals
- 4-pole per pole 6 x 16 mm² s, 4 x 25 mm² s, 4 x 35 mm² s, 4 x 50 mm² s
- Cable entries via knockouts, order AKM/ASM separately (see cable entry systems LES)
- for normal environment and protected outdoor

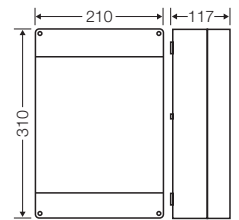
rated insulation voltage	U _i = 690 V a.c./d.c.
current carrying capacity	150 A
tightening torque for terminal	12.0 Nm
material	PS (polystyrene)



K 9505
16-50 mm², Cu 3~

- with terminals
- 5-pole per pole 6 x 16 mm² s, 4 x 25 mm² s, 4 x 35 mm² s, 4 x 50 mm² s
- Cable entries via knockouts, order AKM/ASM separately (see cable entry systems LES)
- for normal environment and protected outdoor

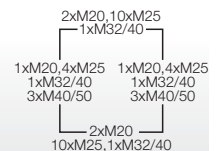
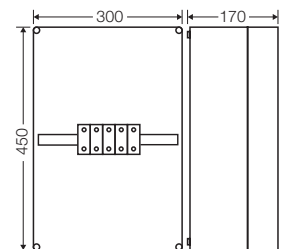
rated insulation voltage	U _i = 690 V a.c./d.c.
current carrying capacity	150 A
tightening torque for terminal	12.0 Nm
material	PS (polystyrene)



K 7055
16-50 mm², Cu 3~

- with terminals
- 5-pole per pole 6 x 16 mm² s, 4 x 25 mm² s, 4 x 35 mm² s, 4 x 50 mm² s
- sealable
- order cable glands, flanges and other accessories separately as required
- for normal environment and protected outdoor

rated insulation voltage	U _i = 690 V a.c./d.c.
current carrying capacity	150 A
tightening torque for terminal	12.0 Nm
material	PC (polycarbonate)



DK Cable junction boxes

Cable entry via metric knockouts



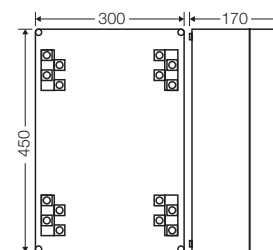
K 7004

16-70 mm², Cu 3~

- with terminals
- 4-pole per pole 4 x 16-70 mm² s
- sealable
- order cable glands, flanges and other accessories separately as required
- for normal environment and protected outdoor

rated insulation voltage	$U_i = 690$ V a.c./d.c.
current carrying capacity	216 A
tightening torque for terminal	10.0 Nm
material	PC (polycarbonate)

IP
65



2xM20, 10xM25
1xM32/40

1xM20, 4xM25
1xM32/40
3xM40/50

1xM20, 4xM25
1xM32/40
3xM40/50

2xM20
10xM25, 1xM32/40



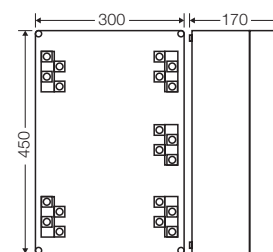
K 7005

16-70 mm², Cu 3~

- with terminals
- 5-pole per pole 4 x 16-70 mm² s
- sealable
- order cable glands, flanges and other accessories separately as required
- for normal environment and protected outdoor

rated insulation voltage	$U_i = 690$ V a.c./d.c.
current carrying capacity	216 A
tightening torque for terminal	10.0 Nm
material	PC (polycarbonate)

IP
65



2xM20, 10xM25
1xM32/40

1xM20, 4xM25
1xM32/40
3xM40/50

1xM20, 4xM25
1xM32/40
3xM40/50

2xM20
10xM25, 1xM32/40



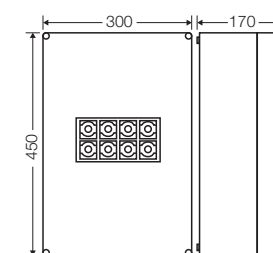
K 1204

16-150 mm², Cu/Alu 3~

- with terminals
- 4-pole per pole 2 x 16-150 mm², 4 x 16-70 mm², conductors can be inserted from the front into the clamping unit, terminal technology, see annex DK Cable junction boxes
- sealable
- order cable glands, flanges and other accessories separately as required
- before connecting, aluminum conductors must be pre-treated according to the appropriate technical recommendations, see technical information aluminum conductors
- for normal environment and protected outdoor

rated insulation voltage	$U_i = 690$ V a.c./d.c.
current carrying capacity	250 A
tightening torque for terminal	20.0 Nm
material	PC (polycarbonate)

IP
65



2xM20, 10xM25
1xM32/40

1xM20, 4xM25
1xM32/40
3xM40/50

1xM20, 4xM25
1xM32/40
3xM40/50

2xM20
10xM25, 1xM32/40


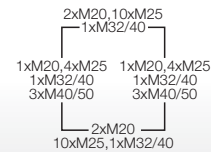
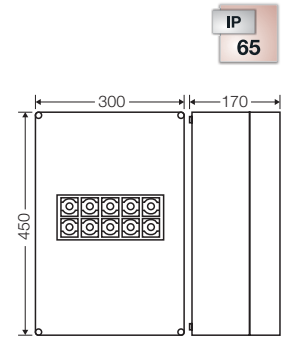
DK Cable junction boxes
Cable entry via metric knockouts



K 1205
16-150 mm², Cu/Alu 3~

- with terminals
- 5-pole per pole 2 x 16-150 mm², 4 x 16-70 mm², conductors can be inserted from the front into the clamping unit, terminal technology, see annex DK Cable junction boxes
- sealable
- order cable glands, flanges and other accessories separately as required
- before connecting, aluminum conductors must be pre-treated according to the appropriate technical recommendations, see technical information aluminum conductors
- for normal environment and protected outdoor

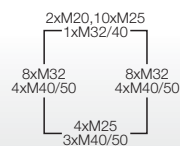
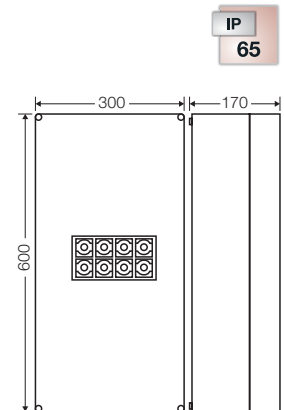
rated insulation voltage	$U_i = 690 \text{ V a.c./d.c.}$
current carrying capacity	250 A
tightening torque for terminal material	20,0 Nm
	PC (polycarbonate)



K 2404
25-240 mm², Cu/Alu 3~

- with terminals
- 4-pole per pole 2 x 25-185/240 mm², 4 x 25-120 mm², conductors can be inserted from the front into the clamping unit, terminal technology, see annex DK Cable junction boxes
- sealable
- order cable glands, flanges and other accessories separately as required
- before connecting, aluminum conductors must be pre-treated according to the appropriate technical recommendations, see technical information aluminum conductors
- for normal environment and protected outdoor

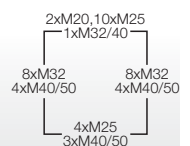
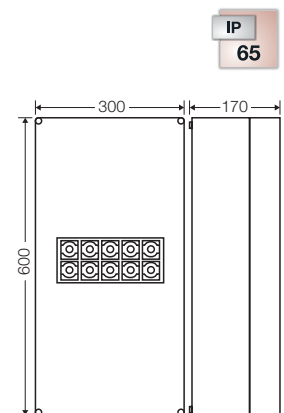
rated insulation voltage	$U_i = 690 \text{ V a.c./d.c.}$
current carrying capacity	400 A
tightening torque for terminal material	40,0 Nm
	PC (polycarbonate)



K 2405
25-240 mm², Cu/Alu 3~

- with terminals
- 5-pole per pole 2 x 25-185/240 mm², 4 x 25-120 mm², conductors can be inserted from the front into the clamping unit, terminal technology, see annex DK Cable junction boxes
- sealable
- order cable glands, flanges and other accessories separately as required
- before connecting, aluminum conductors must be pre-treated according to the appropriate technical recommendations, see technical information aluminum conductors
- for normal environment and protected outdoor

rated insulation voltage	$U_i = 690 \text{ V a.c./d.c.}$
current carrying capacity	400 A
tightening torque for terminal material	40,0 Nm
	PC (polycarbonate)

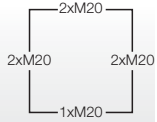
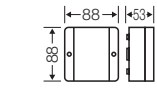


DK Cable junction boxes
Cable entry via metric knockouts



D 9020

- without terminals
- included cable entry: 4 ESM 20, sealing range Ø 6-13 mm
- for normal environment and protected outdoor

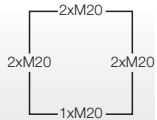
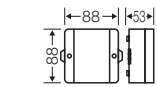


material	PS (polystyrene)
----------	------------------



D 9120

- without terminals
- with external fixing
- included cable entry: 4 ESM 20, sealing range Ø 6-13 mm
- for normal environment and protected outdoor

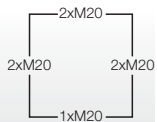
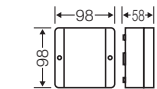


material	PS (polystyrene)
----------	------------------



D 9140

- without terminals
- included cable entry: 4 ESM 20, sealing range Ø 6-13 mm
- for normal environment and protected outdoor

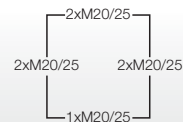
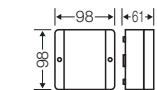


material	PS (polystyrene)
----------	------------------



D 9040

- without terminals
- included cable entry: 4 ESM 25, sealing range Ø 9-17 mm
- for normal environment and protected outdoor

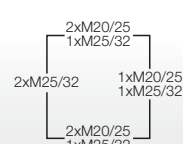
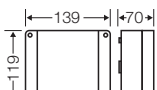


material	PS (polystyrene)
----------	------------------



K 9060

- without terminals
- included cable entry: 3 ESM 32, sealing range Ø 9-23 mm
- for normal environment and protected outdoor



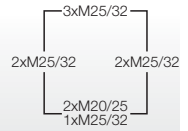
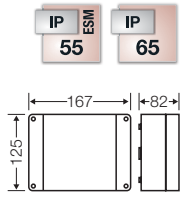
material	PS (polystyrene)
----------	------------------



K 9100

- without terminals
- included cable entry: 3 ESM 32, sealing range Ø 9-23 mm
- for normal environment and protected outdoor

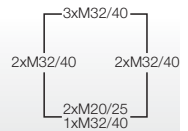
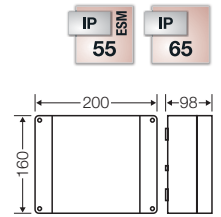
material	PS (polystyrene)
----------	------------------



K 9250

- without terminals
- included cable entry: 3 ESM 40, sealing range Ø 17-30 mm
- for normal environment and protected outdoor

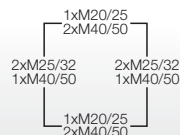
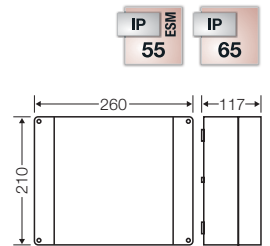
material	PS (polystyrene)
----------	------------------



K 9350

- without terminals
- included cable entry: 3 ESM 40, sealing range Ø 17-30 mm
- for normal environment and protected outdoor

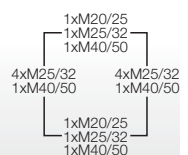
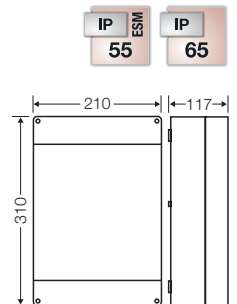
material	PS (polystyrene)
----------	------------------



K 9500

- without terminals
- Cable entries via knockouts, order AKM/ASM separately (see cable entry systems LES)
- for normal environment and protected outdoor

material	PS (polystyrene)
----------	------------------





DK Cable junction boxes

**For normal environment and protected outdoor
Box walls without knockouts**

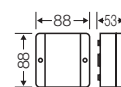
- Cable entries can be drilled individually
- Stainless steel cover screws with quick fastening metric thread.
Reducing cover fixing time.
- Labelling system for circuit description.
Label template on the Internet at www.hensel-electric.de - in the Downloads area
- External brackets for wall fixing as accessories
- Material: PS (polystyrene)
- Burning behaviour:
glow wire test in accordance with IEC 60695-2-11: 750 °C,
flame-retardant, self-extinguishing
- Colour: grey, RAL 7035



D 8020

- without terminals
- box walls without knockouts
- wall surface can be drilled individually for cable entry max. M20
- for normal environment and protected outdoor

IP
65



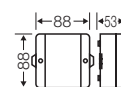
wall thickness of the bottom part material	2.3 mm PS (polystyrene)
--	----------------------------



D 8120

- without terminals
- with external fixing
- box walls without knockouts
- wall surface can be drilled individually for cable entry max. M20
- for normal environment and protected outdoor

IP
65



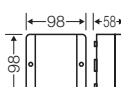
wall thickness of the bottom part material	2.3 mm PS (polystyrene)
--	----------------------------



D 8040

- without terminals
- box walls without knockouts
- wall surface can be drilled individually for cable entry max. M20
- for normal environment and protected outdoor

IP
65



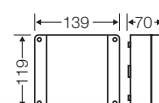
wall thickness of the bottom part material	2.3 mm PS (polystyrene)
--	----------------------------



K 8060

- without terminals
- box walls without knockouts
- wall surface can be drilled individually for cable entry max. M32
- for normal environment and protected outdoor

IP
65



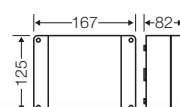
wall thickness of the bottom part material	2.6 mm PS (polystyrene)
--	----------------------------



K 8100

- without terminals
- box walls without knockouts
- wall surface can be drilled individually for cable entry max. M32
- for normal environment and protected outdoor

IP
65



wall thickness of the bottom part material	2.8 mm PS (polystyrene)
--	----------------------------

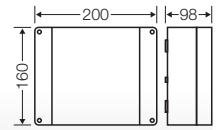
DK Cable junction boxes
Box walls without knockouts



K 8250

- without terminals
- box walls without knockouts
- wall surface can be drilled individually for cable entry max. M40
- for normal environment and protected outdoor

IP
65



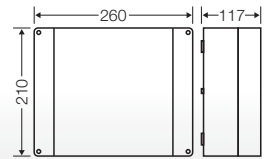
wall thickness of the bottom part material	3 mm PS (polystyrene)
--	--------------------------



K 8350

- without terminals
- box walls without knockouts
- wall surface can be drilled individually for cable entry max. M50
- for normal environment and protected outdoor

IP
65



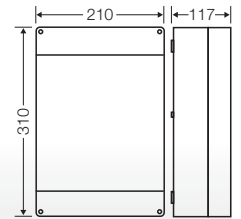
wall thickness of the bottom part material	3 mm PS (polystyrene)
--	--------------------------






K 8500

- without terminals
- box walls without knockouts
- wall surface can be drilled individually for cable entry max. M50
- for normal environment and protected outdoor

IP
65



wall thickness of the bottom part material	3 mm PS (polystyrene)
--	--------------------------



DK Cable junction boxes

For normal environment and protected outdoor
With terminals in plug-in technology
Cable entry via metric knockouts

- A lot of space for wiring: conductors can be routed under DIN-rails and between terminals as well
- Every pole allows the connection of different conductor types - rigid (r) and flexible (f) - and conductor cross-sections
- Conductors can be connected and disconnected with built-in terminal.
- Labelling system: label template in the Internet at www.hensel-electric.de - downloads
- Stainless steel cover screws with quick fastening metric thread. Reducing cover fixing time.
- Material: PS (polystyrene)
- Burning behaviour:
 glow wire test in accordance with IEC 60695-2-11: 750 °C,
 flame-retardant, self-extinguishing
- colour: grey, RAL 7035

DK Cable junction boxes

With terminals in plug-in technology
Cable entry via metric knockouts



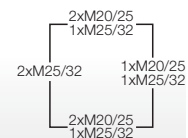
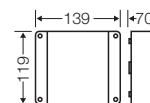
KC 9045

1.5-4 mm², Cu 3~

- FIXCONNECT® plug-in terminal technology
- 5-pole per pole 4 x 1 x 1,5-4 mm² sol/f, terminal technology, see annex DK Cable junction boxes
- included cable entry: 4 ESM 25, sealing range Ø 9-17 mm
- for normal environment and protected outdoor



rated insulation voltage	U _i = 690 V a.c./d.c.
current carrying capacity	32 A
material	PS (polystyrene)

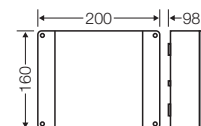


KC 9255

2.5-10 mm², Cu 3~

- FIXCONNECT® plug-in terminal technology
- 5-pole per pole 4 x 1 x 2.5-10 mm² r/f
- included cable entry: 3 ESM 32, sealing range Ø 9-23 mm
- for normal environment and protected outdoor

rated insulation voltage	U _i = 690 V a.c./d.c.
current carrying capacity	50 A
material	PS (polystyrene)

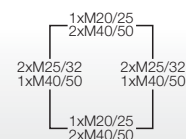
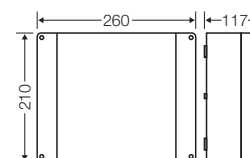


KC 9355

2.5-16 mm², Cu 3~

- FIXCONNECT® plug-in terminal technology
- 5-pole per pole 4 x 1 x 2.5-16 mm² r/f
- included cable entry: 3 ESM 40, sealing range Ø 17-30 mm
- for normal environment and protected outdoor

rated insulation voltage	U _i = 690 V a.c./d.c.
current carrying capacity	76 A
material	PS (polystyrene)





DK Cable junction boxes

**For normal environment and protected outdoor
Cable / conduit entry via metric knockouts**

- Application: Cable junction boxes using entries for conduits
- British Standard application:
Cable junction boxes using special cable entries for armoured cables
- Labelling system: label template in the Internet at www.hensel-electric.de - downloads
- Stainless steel cover screws with quick fastening metric thread.
Reducing cover fixing time.
- Material: PS (polystyrene)
- Burning behaviour:
glow wire test in accordance with IEC 60695-2-11: 750 °C,
flame-retardant, self-extinguishing
- colour: grey, RAL 7035

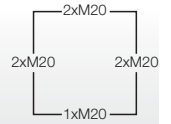
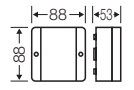
DK Cable junction boxes
Cable/conduit entry via metric knockouts



DM 9020

- without terminals
- cable entry via knockouts, cable entry to be ordered separately
- for normal environment and protected outdoor

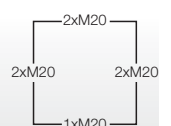
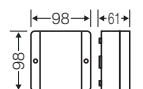
material	PS (polystyrene)
----------	------------------



DM 9140

- without terminals
- cable entry via knockouts, cable entry to be ordered separately
- for normal environment and protected outdoor

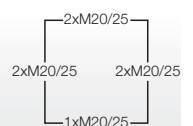
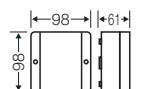
material	PS (polystyrene)
----------	------------------



DM 9040

- without terminals
- cable entry via knockouts, cable entry to be ordered separately
- for normal environment and protected outdoor

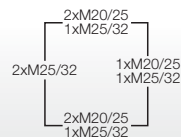
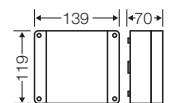
material	PS (polystyrene)
----------	------------------



KM 9060

- without terminals
- cable entry via knockouts, cable entry to be ordered separately
- for normal environment and protected outdoor

material	PS (polystyrene)
----------	------------------

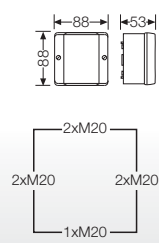




DM 9025
1.5-2.5 mm², Cu 3~

- with terminals
- 5-pole per pole 6 x 1.5 mm² sol, 4 x 2.5 mm² sol, 3 x 4 mm² sol
- cable entry via knockouts, cable entry to be ordered separately
- for normal environment and protected outdoor

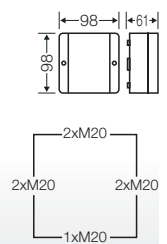
rated insulation voltage	U _i = 690 V a.c./d.c.
tightening torque for terminal	1.2 Nm
material	PS (polystyrene)



DM 9145
1.5-4 mm², Cu 3~

- with terminals
- 5-pole per pole 6 x 1.5 mm² sol, 4 x 2.5 mm² sol, 3 x 4 mm² sol, 2 x 6 mm² sol
- cable entry via knockouts, cable entry to be ordered separately
- for normal environment and protected outdoor

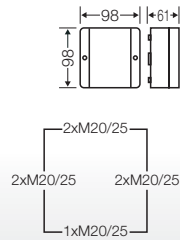
rated insulation voltage	U _i = 690 V a.c./d.c.
tightening torque for terminal	1.2 Nm
material	PS (polystyrene)



DM 9045
1.5-4 mm², Cu 3~

- with terminals
- 5-pole per pole 6 x 1.5 mm² sol, 4 x 2.5 mm² sol, 3 x 4 mm² sol, 2 x 6 mm² sol
- cable entry via knockouts, cable entry to be ordered separately
- for normal environment and protected outdoor

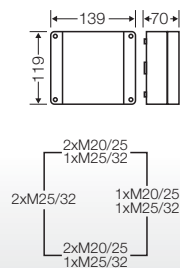
rated insulation voltage	U _i = 690 V a.c./d.c.
tightening torque for terminal	1.2 Nm
material	PS (polystyrene)



KM 9065
2.5-6 mm², Cu 3~

- with terminals
- 5-pole per pole 4 x 2.5 mm² sol, 4 x 4 mm² sol, 3 x 6 mm² sol, 2 x 10 mm² sol
- cable entry via knockouts, cable entry to be ordered separately
- for normal environment and protected outdoor

rated insulation voltage	U _i = 690 V a.c./d.c.
tightening torque for terminal	1.5 Nm
material	PS (polystyrene)



DK Cable junction boxes

Box walls without knockouts

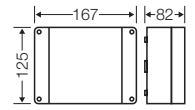


K 8105

4-10 mm², Cu 3~

- with terminals
- 5-pole per pole 6 x 2.5 mm² sol, 4 x 4 mm² sol, 4 x 6 mm² sol, 4 x 10 mm² sol, 2 x 16 mm² s
- box walls without knockouts
- wall surface can be drilled individually for cable entry max. M32
- for normal environment and protected outdoor

IP
65



rated insulation voltage	$U_i = 690 \text{ V a.c./d.c.}$
current carrying capacity	63 A
tightening torque for terminal	2.0 Nm
wall thickness of the bottom part	2.8 mm
material	PS (polystyrene)

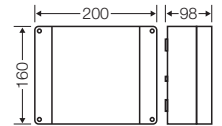


K 8255

10-25 mm², Cu 3~

- with terminals
- 5-pole per pole 6 x 10 mm² sol, 4 x 16 mm² s, 4 x 25 mm² s, 2 x 35 mm² s
- box walls without knockouts
- wall surface can be drilled individually for cable entry max. M40
- for normal environment and protected outdoor

IP
65



rated insulation voltage	$U_i = 690 \text{ V a.c./d.c.}$
current carrying capacity	102 A
tightening torque for terminal	3.0 Nm
wall thickness of the bottom part	3 mm
material	PS (polystyrene)



DK Cable junction boxes

For normal environment and protected outdoor

For cable trunking and conduit installation

Cable entry via knockouts

- Simply cut out cable trunking wall to the required width
- Cables can be inserted from the front. No threading of cables necessary!
- Supplied accessory: removable grommets DPS 02 (IP 54)
- The perfect installation solution for cable trunking!
- Gap closed: Removable trunking adapters for connection of cable trunkings to junction boxes.
- Labelling system: label template in the Internet at www.hensel-electric.de - downloads
- Stainless steel cover screws with quick fastening metric thread. Reducing cover fixing time.
- Material: PS (polystyrene)
- Burning behaviour: glow wire test in accordance with IEC 60695-2-11: 750 °C, flame-retardant, self-extinguishing
- colour: grey, RAL 7035

DK Cable junction boxes

Cable entry via knockouts
For cable trunking and conduit installation



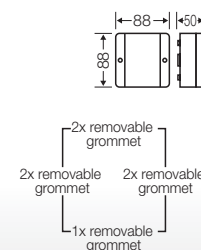
DP 9025

1.5-2.5 mm², Cu 3~

- with terminals
- 5-pole per pole 6 x 1.5 mm² sol, 4 x 2.5 mm² sol, 3 x 4 mm² sol
- for cable trunking and conduit installation
- included cable entry: 4 DPS 02, sealing range Ø 10-13,5 mm
- for normal environment and protected outdoor



rated insulation voltage	U _i = 690 V a.c./d.c.
tightening torque for terminal	1.2 Nm
material	PS (polystyrene)



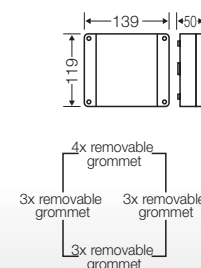
DP 9221

1.5-2.5 mm², Cu 3~

- with terminals
- 5-pole per pole 6 x 1.5 mm² sol, 4 x 2.5 mm² sol, 3 x 4 mm² sol
- for cable trunking and conduit installation
- included cable entry: 7 DPS 02, sealing range Ø 10-13,5 mm
- for normal environment and protected outdoor



rated insulation voltage	U _i = 690 V a.c./d.c.
tightening torque for terminal	1.2 Nm
material	PS (polystyrene)



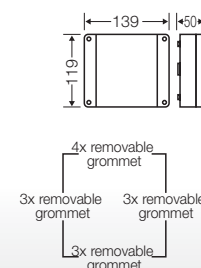
DP 9222

1.5-2.5 mm², Cu 3~

- with 2 terminals
- 5-pole per pole 6 x 1.5 mm² sol, 4 x 2.5 mm² sol, 3 x 4 mm² sol
- for cable trunking and conduit installation
- included cable entry: 7 DPS 02, sealing range Ø 10-13,5 mm
- for normal environment and protected outdoor



rated insulation voltage	U _i = 690 V a.c./d.c.
tightening torque for terminal	1.2 Nm
material	PS (polystyrene)



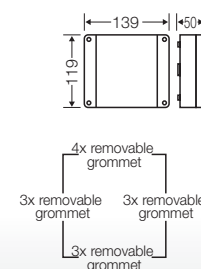
DPC 9225

1.5-2.5 mm², Cu 3~

- FIXCONNECT® plug-in terminal technology
- 5-pole per pole 4 x 1 x 1.5-2.5 mm² sol/f, terminal technology, see annex DK Cable junction boxes
- for cable trunking and conduit installation
- included cable entry: 4 DPS 02, sealing range Ø 10-13,5 mm
- for normal environment and protected outdoor



rated insulation voltage	U _i = 690 V a.c./d.c.
current carrying capacity	32 A
material	PS (polystyrene)



DK Cable junction boxes
Cable entry via knockouts
For cable trunking and conduit installation

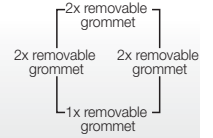
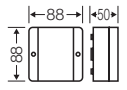


DP 9020

- without terminals
- for cable trunking and conduit installation
- included cable entry: 4 DPS 02, sealing range Ø 10-13,5 mm
- for normal environment and protected outdoor

material	PS (polystyrene)
----------	------------------

IP
54

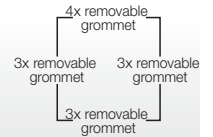
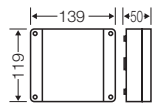


DP 9220

- without terminals
- for cable trunking and conduit installation
- included cable entry: 7 DPS 02, sealing range Ø 10-13,5 mm
- for normal environment and protected outdoor

material	PS (polystyrene)
----------	------------------

IP
54



DK Cable junction boxes**Cable entry via knockouts**
For cable trunking and conduit installation**DPS 02****Removable grommet**IP
54

- degree of protection: IP 54 sealing range Ø 10-13.5 mm
- for retrofitting
- for cable junction boxes DP 9020, DP 9220, DP 9025, DP 9221, DP 9222, DP 9026, DPC 9225

**ERA 20****Removable conduit adapter**IP
54

- degree of protection: IP 54 sealing range Ø 10-13.5 mm
- for wiring conduits M 20
- for cable junction boxes DP 9020, DP 9220, DP 9025, DP 9221, DP 9222, DP 9026, DPC 9225

**EKA 20****Removable trunking adapter**IP
54

- degree of protection: IP 54 sealing range Ø 10-13.5 mm
- for mini trunking up to 20 x 20 mm
- for cable junction boxes DP 9020, DP 9220, DP 9025, DP 9221, DP 9222, DP 9026, DPC 9225



DK Cable junction boxes

**For normal environment and protected outdoor
Cable entry via elastic membranes**

- No punching tool required - insert the conductor and it's done.
- Three cable entries in one box wall
- Grommet supplied for sealing membranes in case of modifications.
- Labelling system: label template in the Internet at www.hensel-electric.de - downloads
- Stainless steel cover screws with quick fastening metric thread. Reducing cover fixing time.
- Material: PS (polystyrene)
- Burning behaviour:
glow wire test in accordance with IEC 60695-2-11: 750 °C,
flame-retardant, self-extinguishing
- Colour: grey RAL 7035 or white RAL 9016

DK Cable junction boxes

Cable entry via elastic membranes



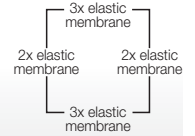
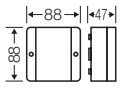
DE 9325

1.5-2.5 mm², Cu 3~

- with terminals
- 5-pole per pole 6 x 1.5 mm² sol, 4 x 2.5 mm² sol, 3 x 4 mm² sol
- 10 elastic membranes, closed cable entries, sealing range Ø 6.5-16 mm
- colour: grey, RAL 7035
- for normal environment and protected outdoor

rated insulation voltage	$U_i = 690 \text{ V a.c./d.c.}$
tightening torque for terminal	1.2 Nm
material	PS (polystyrene)

IP
55



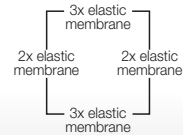
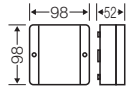
DE 9345

1.5-4 mm², Cu 3~

- with terminals
- 5-pole per pole 6 x 1.5 mm² sol, 4 x 2.5 mm² sol, 3 x 4 mm² sol, 2 x 6 mm² sol
- 10 elastic membranes, closed cable entries, sealing range Ø 6.5-18 mm
- colour: grey, RAL 7035
- for normal environment and protected outdoor

rated insulation voltage	$U_i = 690 \text{ V a.c./d.c.}$
tightening torque for terminal	1.2 Nm
material	PS (polystyrene)

IP
55



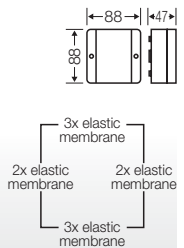
DK Cable junction boxes
Cable entry via elastic membranes



DE 9320

- without terminals
- 10 elastic membranes, closed cable entries, sealing range Ø 6.5-16 mm
- colour: grey, RAL 7035
- for normal environment and protected outdoor

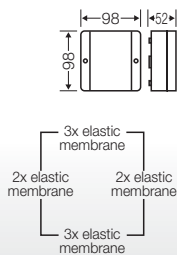
material PS (polystyrene)



DE 9340

- without terminals
- 10 elastic membranes, closed cable entries, sealing range Ø 6.5-18 mm
- colour: grey, RAL 7035
- for normal environment and protected outdoor

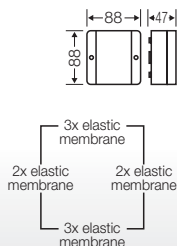
material PS (polystyrene)



DE 9330

- without terminals
- 10 elastic membranes, closed cable entries, sealing range Ø 6.5-16 mm
- with cable retention (2 pc.) for cable tie up to 6.5 mm width
- colour: grey, RAL 7035
- for normal environment and protected outdoor

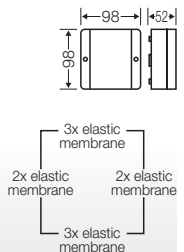
material PS (polystyrene)



DE 9350

- without terminals
- 10 elastic membranes, closed cable entries, sealing range Ø 6.5-18 mm
- with cable retention (2 pc.) for cable tie up to 6.5 mm width
- colour: grey, RAL 7035
- for normal environment and protected outdoor

material PS (polystyrene)



Accessories:



Cable retention with cable clip for fixing on the bottom



Cable retention via retention rings for cables

DK Cable junction boxes

Cable entry via elastic membranes



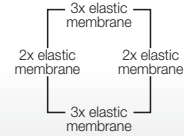
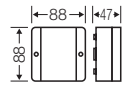
DE 9326

1.5-2.5 mm², Cu 3~

- with terminals
- 5-pole per pole 6 x 1.5 mm² sol, 4 x 2.5 mm² sol, 3 x 4 mm² sol
- 10 elastic membranes, closed cable entries, sealing range Ø 6.5-16 mm
- colour: white, RAL 9016
- for normal environment and protected outdoor

rated insulation voltage	$U_i = 690 \text{ V a.c./d.c.}$
tightening torque for terminal	1.2 Nm
material	PS (polystyrene)

IP
55



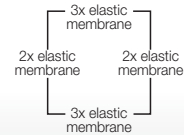
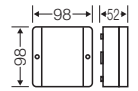
DE 9346

1.5-4 mm², Cu 3~

- with terminals
- 5-pole per pole 6 x 1.5 mm² sol, 4 x 2.5 mm² sol, 3 x 4 mm² sol, 2 x 6 mm² sol
- 10 elastic membranes, closed cable entries, sealing range Ø 6.5-18 mm
- colour: white, RAL 9016
- for normal environment and protected outdoor

rated insulation voltage	$U_i = 690 \text{ V a.c./d.c.}$
tightening torque for terminal	1.2 Nm
material	PS (polystyrene)

IP
55



DK Cable junction boxes
Cable entry via elastic membranes

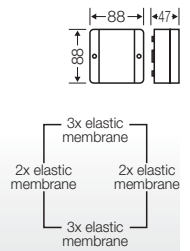


DE 9321

- without terminals
- 10 elastic membranes, closed cable entries, sealing range Ø 6.5-16 mm
- colour: white, RAL 9016
- for normal environment and protected outdoor

material PS (polystyrene)

IP 55

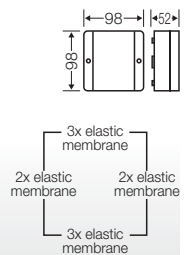


DE 9341

- without terminals
- 10 elastic membranes, closed cable entries, sealing range Ø 6.5-18 mm
- colour: white, RAL 9016
- for normal environment and protected outdoor

material PS (polystyrene)

IP 55

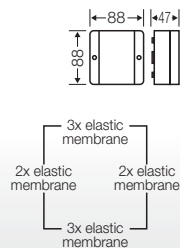


DE 9331

- without terminals
- 10 elastic membranes, closed cable entries, sealing range Ø 6.5-16 mm
- colour: white, RAL 9016
- with cable retention (2 pc.) for cable tie up to 6.5 mm width
- for normal environment and protected outdoor

material PS (polystyrene)

IP 55

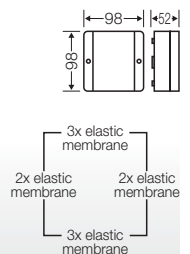


DE 9351

- without terminals
- 10 elastic membranes, closed cable entries, sealing range Ø 6.5-18 mm
- colour: white, RAL 9016
- with cable retention (2 pc.) for cable tie up to 6.5 mm width
- for normal environment and protected outdoor

material PS (polystyrene)

IP 55



Accessories:



Cable retention with cable clip for fixing on the bottom



Cable retention via retention rings for cables

DK Cable junction boxes

Cable entry via elastic membranes

**DK ZE 10****Cable retention**

- set with 10 pieces
- for fixing in the bottom part of DK-cable junction boxes
- cable retention with cable clip up to 6.5 mm

**KHR 01****Cable retention****for cable diameter 6.5 - 14 mm**

- set with 10 x 6 cable retention rings
- 30 pieces for cable diameter 6,5 - 10 mm
- 30 pieces for cable diameter 10 - 14 mm

**KHR 02****Cable retention****for cable diameter 10 - 16 mm**


- set with 10 x 6 cable retention rings
- 30 pieces for cable diameter 10 - 14 mm
- 30 pieces for cable diameter 13 - 16 mm



DK ZE 10 Cable retention with cable clip for fixing on the bottom



KHR .. Cable retention via retention rings for cables



DK Cable junction boxes

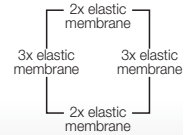
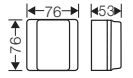
For normal environment and protected outdoor
Cable entry via elastic membranes in bottom and box walls

- Cable entry from the rear via elastic membranes in the bottom
- Cable entry via elastic membranes in the box walls
- Lid for clip-on attachment. Reducing cover fixing time
- Flexible elastic membranes - no cable glands required. Push through and it's done!
- Material: PS (polystyrene)
- Burning behaviour: glow wire test in accordance with IEC 60695-2-11: 750 °C, flame-retardant, self-extinguishing
- Colour: grey RAL 7035 or white RAL 9016

DK Cable junction boxes**Cable entry via elastic membranes in bottom and box walls****DE 9225****1.5-2.5 mm², Cu 3~**

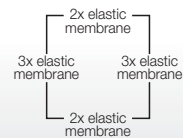
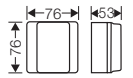
- with terminals
- 5-pole per pole 6 x 1.5 mm² sol, 4 x 2.5 mm² sol, 3 x 4 mm² sol
- box walls with 10 elastic membranes, closed, sealing range Ø 3-14 mm, bottom with 2 elastic membranes, closed
- lid with clip-on attachment
- colour: grey, RAL 7035
- for normal environment and protected outdoor

rated insulation voltage	$U_i = 690 \text{ V a.c./d.c.}$
tightening torque for terminal	1.2 Nm
material	PS (polystyrene)

IP
55**DE 9220**

- without terminals
- box walls with 10 elastic membranes, closed, sealing range Ø 3-14 mm, bottom with 2 elastic membranes, closed
- lid with clip-on attachment
- with cable retention (2 pc.) for cable tie up to 6.5 mm width
- colour: grey, RAL 7035
- for normal environment and protected outdoor

material	PS (polystyrene)
----------	------------------

IP
55

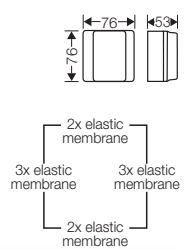


DE 9226

1.5-2.5 mm², Cu 3~

- with terminals
- 5-pole per pole 6 x 1.5 mm² sol, 4 x 2.5 mm² sol, 3 x 4 mm² sol
- box walls with 10 elastic membranes, closed, sealing range Ø 3-14 mm, bottom with 2 elastic membranes, closed
- lid with clip-on attachment
- colour: white, RAL 9016
- for normal environment and protected outdoor

IP
55



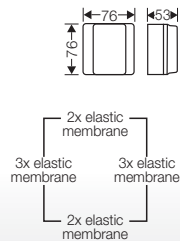
rated insulation voltage	U _i = 690 V a.c./d.c.
tightening torque for terminal	1.2 Nm
material	PS (polystyrene)



DE 9221

- without terminals
- box walls with 10 elastic membranes, closed, sealing range Ø 3-14 mm, bottom with 2 elastic membranes, closed
- lid with clip-on attachment
- with cable retention (2 pc.) for cable tie up to 6.5 mm width
- colour: white, RAL 9016
- for normal environment and protected outdoor

IP
55



material	PS (polystyrene)
----------	------------------

Accessories:



Cable retention with cable clip for fixing on the bottom



Cable retention via retention rings for cables

DK Cable junction boxes

Cable entry via elastic membranes in bottom and box walls

**DK ZE 10****Cable retention**

- set with 10 pieces
- for fixing in the bottom part of DK-cable junction boxes
- cable retention with cable clip up to 6.5 mm

**KHR 01****Cable retention****for cable diameter 6.5 - 14 mm**

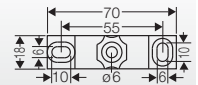
- set with 10 x 6 cable retention rings
- 30 pieces for cable diameter 6,5 - 10 mm
- 30 pieces for cable diameter 10 - 14 mm

**KHR 02****Cable retention****for cable diameter 10 - 16 mm**

- set with 10 x 6 cable retention rings
- 30 pieces for cable diameter 10 - 14 mm
- 30 pieces for cable diameter 13 - 16 mm

**DE MB 10****Assembly bracket**




- external brackets 10 units
- material: thermoplastics
- for quick installation of cable junction boxes DE 922. and DN 20..



DK ZE 10 Cable retention with cable clip for fixing on the bottom



KHR .. Cable retention via retention rings for cables



DK Cable junction boxes

For normal environment and protected outdoor
With terminals for aluminum and copper conductors
Cable entry via metric knockouts

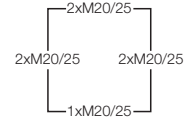
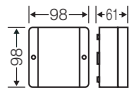
- Separate clamping units for aluminum and copper conductors
- Degree of protection IP 66, In the case of twisted cables IP 54 using cable glands
- Labelling system: label template in the Internet at www.hensel-electric.de - downloads
- Material: polypropylene or polycarbonate
- Burning behaviour: Glow wire test in accordance with IEC 60695-2-11: 750 °C / 960 °C, flame-retardant, self-extinguishing
- colour: grey, RAL 7035
- before connecting, aluminum conductors must be pre-treated according to the appropriate technical recommendations, see technical information aluminum conductors

DK Cable junction boxes

With terminals for aluminum and copper conductors
Cable entry via metric knockouts

**D 9041****1.5-2.5 mm², Cu/Alu 3~**

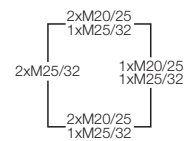
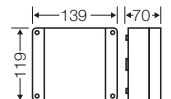
- with terminals
- 5-pole per pole 4 x 1.5 mm² sol/f, 4 x 2.5 mm² sol/f, conductors are inserted into the screw-type terminal, terminal technology, see annex DK Cable junction boxes
- included cable entry: 4 ESM 25, sealing range Ø 9-17 mm
- to achieve the degree IP 54 with twisted cables, it is absolutely necessary to use cable glands
- before connecting, aluminum conductors must be pre-treated according to the appropriate technical recommendations, see technical information aluminum conductors
- for normal environment and protected outdoor



rated insulation voltage	$U_i = 250 \text{ V a.c./d.c.}$
current carrying capacity	20 A
tightening torque for terminal material	0.5 Nm PS (polystyrene)

**K 9061****1.5-4 mm², Cu/Alu 3~**

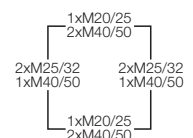
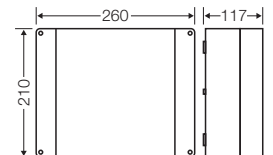
- with terminals
- 5-pole per pole 4 x 1.5 mm² sol/f, 4 x 2.5 mm² sol/f, 4 x 4 mm² sol/f, conductors are inserted into the screw-type terminal, terminal technology, see annex DK Cable junction boxes
- included cable entry: 3 ESM 32, sealing range Ø 9-23 mm
- to achieve the degree IP 54 with twisted cables, it is absolutely necessary to use cable glands
- before connecting, aluminum conductors must be pre-treated according to the appropriate technical recommendations, see technical information aluminum conductors
- for normal environment and protected outdoor



rated insulation voltage	$U_i = 400 \text{ V a.c./d.c.}$
current carrying capacity	20 A
tightening torque for terminal material	0.6 Nm PS (polystyrene)

**K 9351****6-16 mm², Cu/Alu 3~**

- with terminals
- 5-pole per pole 4 x 6 mm² sol/f, 4 x 10 mm² sol/f, 4 x 16 mm² sol/s/f, conductors are inserted into the screw-type terminal, terminal technology, see annex DK Cable junction boxes
- included cable entry: 3 ESM 40, sealing range Ø 17-30 mm
- to achieve the degree IP 54 with twisted cables, it is absolutely necessary to use cable glands
- before connecting, aluminum conductors must be pre-treated according to the appropriate technical recommendations, see technical information aluminum conductors
- for normal environment and protected outdoor



rated insulation voltage	$U_i = 690 \text{ V a.c./d.c.}$
current carrying capacity	76 A
tightening torque for terminal material	3.0 Nm PS (polystyrene)

DK Cable junction boxes

With terminals for aluminum and copper conductors
Cable entry via metric knockouts

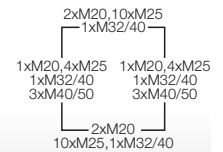
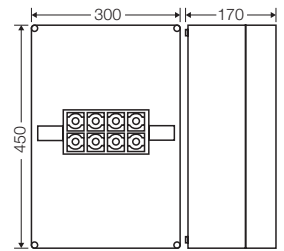


K 7051

2.5-50 mm², Cu/Alu 3~

- with terminals
- 5-pole per pole 4 x 2.5-50 mm², conductors are inserted into the screw-type terminal, terminal technology, see annex DK Cable junction boxes
- sealable
- order cable glands, flanges and other accessories separately as required
- before connecting, aluminum conductors must be pre-treated according to the appropriate technical recommendations, see technical information aluminum conductors
- for normal environment and protected outdoor

IP
65



rated insulation voltage	$U_i = 750 \text{ V a.c./d.c.}$
current carrying capacity	copper, 150 A Al, 120 A
tightening torque for terminal material	10.0 Nm PC (polycarbonate)

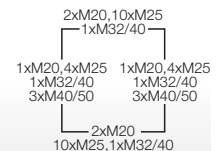
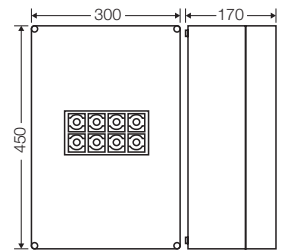


K 7042

10-95 mm² Cu/Alu 3~

- with terminals
- 4-pole per pole 2 x 10-95 mm², conductors can be inserted from the front into the clamping unit, terminal technology, see annex DK Cable junction boxes
- sealable
- order cable glands, flanges and other accessories separately as required
- before connecting, aluminum conductors must be pre-treated according to the appropriate technical recommendations, see technical information aluminum conductors
- for normal environment and protected outdoor

IP
65



rated insulation voltage	$U_i = 690 \text{ V a.c./d.c.}$
current carrying capacity	160 A
tightening torque for terminal material	20.0 Nm PC (polycarbonate)

Before connecting, aluminum conductors must be pre-treated according to the appropriate technical recommendations, see technical information aluminum conductors



Conductor ends need to have the oxide layer carefully scraped clean



Conductor ends need to be rubbed with an acid and alkali free grease



The terminals need to be tightened with the appropriate torque

DK Cable junction boxes

**With terminals for aluminum and copper conductors
Cable entry via metric knockouts**

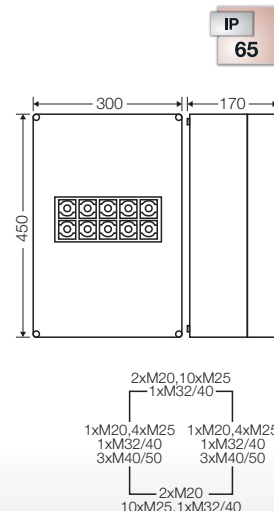


K 7052

10-95 mm² Cu/Alu 3~

- with terminals
- 5-pole per pole 2 x 10-95 mm², conductors can be inserted from the front into the clamping unit, terminal technology, see annex DK Cable junction boxes
- sealable
- order cable glands, flanges and other accessories separately as required
- before connecting, aluminum conductors must be pre-treated according to the appropriate technical recommendations, see technical information aluminum conductors
- for normal environment and protected outdoor

rated insulation voltage	$U_i = 690 \text{ V a.c./d.c.}$
current carrying capacity	160 A
tightening torque for terminal	20.0 Nm
material	PC (polycarbonate)

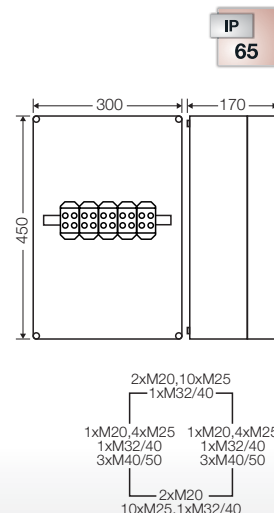


K 9951

6-95 mm², Cu/Alu 3~

- with terminals
- 5-pole per pole 4 x 6-95 mm², conductors are inserted into the screw-type terminal, terminal technology, see annex DK Cable junction boxes
- order cable glands, flanges and other accessories separately as required
- before connecting, aluminum conductors must be pre-treated according to the appropriate technical recommendations, see technical information aluminum conductors
- for normal environment and protected outdoor

rated insulation voltage	$U_i = 690 \text{ V a.c./d.c.}$
current carrying capacity	490 A
tightening torque for terminal	12.0 Nm 6-25 mm ² 22.0 Nm 35-95 mm ²
material	PC (polycarbonate)

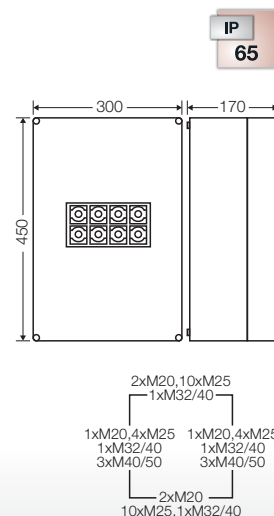


K 1204

16-150 mm², Cu/Alu 3~

- with terminals
- 4-pole per pole 2 x 16-150 mm², 4 x 16-70 mm², conductors can be inserted from the front into the clamping unit, terminal technology, see annex DK Cable junction boxes
- sealable
- order cable glands, flanges and other accessories separately as required
- before connecting, aluminum conductors must be pre-treated according to the appropriate technical recommendations, see technical information aluminum conductors
- for normal environment and protected outdoor

rated insulation voltage	$U_i = 690 \text{ V a.c./d.c.}$
current carrying capacity	250 A
tightening torque for terminal	20.0 Nm
material	PC (polycarbonate)



DK Cable junction boxes

With terminals for aluminum and copper conductors
Cable entry via metric knockouts

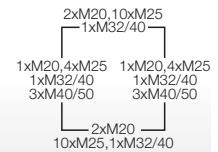
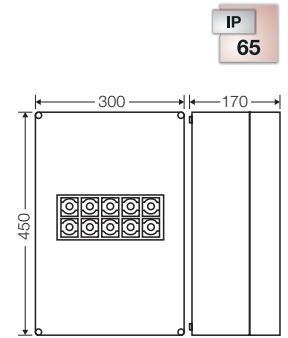


K 1205

16-150 mm², Cu/Alu 3~

- with terminals
- 5-pole per pole 2 x 16-150 mm², 4 x 16-70 mm², conductors can be inserted from the front into the clamping unit, terminal technology, see annex DK Cable junction boxes
- sealable
- order cable glands, flanges and other accessories separately as required
- before connecting, aluminum conductors must be pre-treated according to the appropriate technical recommendations, see technical information aluminum conductors
- for normal environment and protected outdoor

rated insulation voltage	$U_i = 690 \text{ V a.c./d.c.}$
current carrying capacity	250 A
tightening torque for terminal material	20,0 Nm
	PC (polycarbonate)

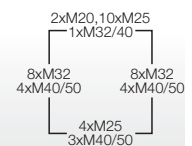
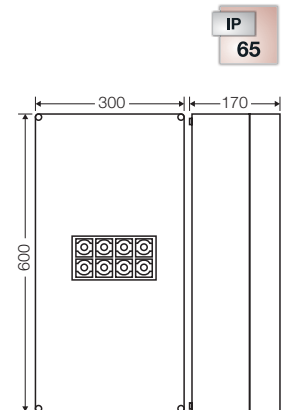


K 2404

25-240 mm², Cu/Alu 3~

- with terminals
- 4-pole per pole 2 x 25-185/240 mm², 4 x 25-120 mm², conductors can be inserted from the front into the clamping unit, terminal technology, see annex DK Cable junction boxes
- sealable
- order cable glands, flanges and other accessories separately as required
- before connecting, aluminum conductors must be pre-treated according to the appropriate technical recommendations, see technical information aluminum conductors
- for normal environment and protected outdoor

rated insulation voltage	$U_i = 690 \text{ V a.c./d.c.}$
current carrying capacity	400 A
tightening torque for terminal material	40,0 Nm
	PC (polycarbonate)



Before connecting, aluminum conductors must be pre-treated according to the appropriate technical recommendations, see technical information aluminum conductors



Conductor ends need to have the oxide layer carefully scraped clean



Conductor ends need to be rubbed with an acid and alkali free grease



The terminals need to be tightened with the appropriate torque

DK Cable junction boxes

With terminals for aluminum and copper conductors
Cable entry via metric knockouts



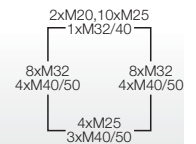
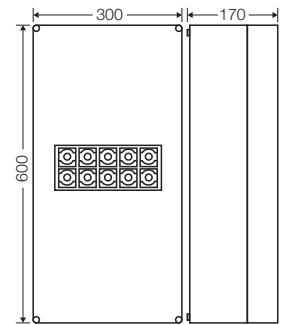
K 2405

25-240 mm², Cu/Alu 3~

- with terminals
- 5-pole per pole 2 x 25-185/240 mm², 4 x 25-120 mm², conductors can be inserted from the front into the clamping unit, terminal technology, see annex DK Cable junction boxes
- sealable
- order cable glands, flanges and other accessories separately as required
- before connecting, aluminum conductors must be pre-treated according to the appropriate technical recommendations, see technical information aluminum conductors
- for normal environment and protected outdoor

rated insulation voltage	$U_i = 690 \text{ V a.c./d.c.}$
current carrying capacity	400 A
tightening torque for terminal	40,0 Nm
material	PC (polycarbonate)

IP
65



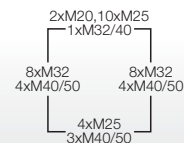
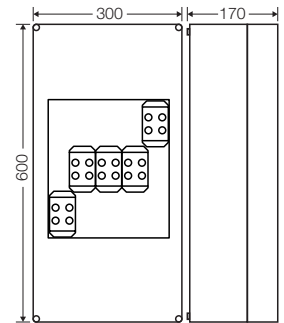
K 2401

35-240 mm², Cu/Alu 3~

- with terminals
- 5-pole per pole 4 x 35-240 mm², conductors are inserted into the screw-type terminal, terminal technology, see annex DK Cable junction boxes
- sealable
- order cable glands, flanges and other accessories separately as required
- before connecting, aluminum conductors must be pre-treated according to the appropriate technical recommendations, see technical information aluminum conductors
- for normal environment and protected outdoor

rated insulation voltage	$U_i = 690 \text{ V a.c./d.c.}$
current carrying capacity	850 A
tightening torque for terminal	26.0 Nm 35-120 mm ² 55.0 Nm 150-240 mm ²
material	PC (polycarbonate)

IP
65





Reference table	
Present types	New types
KF 9025	KF 0202 G KF 0402 G
KF 9045	KF 0404 G KF 0604 G
KF 9065	KF 0606 G KF 1006 G
KF 9105	KF 1010 G KF 1610 G
---	KF 1616 G
KF 9255	KF 2525 G
KF 9355	KF 3535 G
KF 9505	KF 5050 G
KF 9020	KF 0200 G
KF 9040	KF 0400 G
KF 9060	KF 0600 G
KF 9100	KF 1000 G
---	KF 1600 G
KF 9250	KF 2500 G
KF 9350	KF 3500 G
KF 9500	KF 5000 G
K 9350	DK 3500 G
K 9500	DK 5000 G

Reference table	
Present types	New types
KF 5025	KF 0202 B
KD 5025	KF 0402 B
KF 5045	KF 0404 B
KD 5045	KF 0604 B
KF 5065	KF 0606 B
KD 5065	KF 1006 B
KF 5105	KF 1010 B
KD 5105	KF 1610 B
---	KF 1616 B
KF 5255	KF 2525 B
KD 5255	KF 2525 B
KF 5355	KF 3535 B
KD 5355	KF 3535 B
KF 5505	KF 5050 B
KF 5020	KF 0200 B
KD 5020	KF 0200 B
KF 5040	KF 0400 B
KD 5040	KF 0400 B
KF 5060	KF 0600 B
KD 5060	KF 0600 B
KF 5100	KF 1000 B
KD 5100	KF 1000 B
---	KF 1600 B
KF 5250	KF 2500 B
KD 5250	KF 2500 B
KF 5350	KF 3500 B
KD 5350	KF 3500 B
KF 5500	KF 5000 B

Reference table	
Present types	New types
KF 5020	KF 0200 B
KD 5020	KF 0200 B
KF 5040	KF 0400 B
KD 5040	KF 0400 B
KF 5060	KF 0600 B
KD 5060	KF 0600 B
KF 5100	KF 1000 B
KD 5100	KF 1000 B
---	KF 1600 B
KF 5250	KF 2500 B
KD 5250	KF 2500 B
KF 5350	KF 3500 B
KD 5350	KF 3500 B
KF 5500	KF 5000 B
KF 8020	KF 0200 H
KF 8040	KF 0400 H
KF 8060	KF 0600 H
KF 8100	KF 1000 H
---	KF 1600 H
KF 8250	KF 2500 H
KF 8350	KF 3500 H
KF 8500	KF 5000 H

DK Cable junction boxes

Weatherproof, for outdoor installation
Cable entry via metric knockouts



- VDE tested, DNV GL - Certificate No.: TAE00000EE, Russian Maritime Register of Shipping documentation-No.: 250-A-1180-108795
- Closes quickly by a quarter turn - locked position well visible (open - locked)
- Degree of protection IP 66 / IP 67 / IP 69 with cable glands as accessories, temporary submersion up to 1 meter, max. 15 minutes
- Cable entry through the bottom of the box via integrated elastic membrane
- High-position terminals with more space for wiring
- External brackets for wall fixing included
- Comply with the regulatory restrictions for buildings with requirements regarding the structural fire protection DIN VDE 0100 Part 482 (German Standard)
- Halogen-free: low toxicity, low fume development
- Weatherproof: UV-resistant, rainwater-proof, temperature-resistant
- Material: PC-GFS polycarbonate
- Burning behaviour: Glow wire test in accordance with IEC 60695-2-11: 960 °C, flame-retardant, self-extinguishing
- Colour: grey RAL 79035 or black Ral 9011

Robust shape with lots of space for wiring



reddot award 2015
winner



GOLD 2015

pro-K award

Closes quickly by a quarter turn –
closed position is visible



Multi-level knockouts for cable glands
in different sizes



Cable entry also possible from the rear side



Burning behaviour in glow wire test 960°C
High impact withstand IK 09 (10 joule)

A firework of innovation!

New requirements arise from new challenges. To improve the ENYCASE even further, we have once more revisited and checked each detail. This is the only way to be sure that the most up-to-date product is manufactured, which not only entuses its users for what is already tried and proven but specifically always for its novelties.

- tested product solutions from the market leader
- safe products with a long useful life
- innovative applications with many installation advantages


All terminals with 2 clamping units per pole




Terminals prevent damage of conductors, also for flexible conductors without ferrule



Different terminal positions and fastening options



Various conductor cross sections and conductor types



High-position terminals with more space for wiring



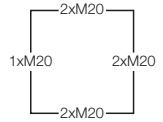
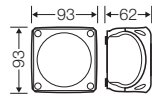
External brackets for fastening are always included

DK Cable junction boxes
"Weatherproof", for outdoor installation
Cable entry via metric knockouts



KF 0202 G
1.5-2.5 mm², Cu 3~

- terminal with 2 clamping units per pole
- 5-pole per pole 8 x 0,75 mm² f, 6 x 1,5 mm² sol / f, 4 x 2,5 mm² sol / f, 2 x 4 mm² sol / f
- cable entries via knockouts, order AKM separately (see cable entry systems LES)
- „weatherproof“ resistant to weather influences (UV due to solar radiation, protected against rainwater, temperature resistant, impact resistant, etc.)
- saltwater-proof
- "offshore applications"
- lid fasteners sealable without accessories
- external brackets for wall fixing included

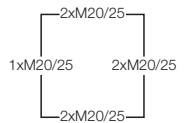
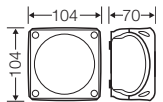


rated insulation voltage	U _i = 690 V a.c./d.c.
current carrying capacity	20 A
tightening torque for terminal	0.5 Nm
material	PC-GFS (polycarbonate)



KF 0402 G
1.5-2.5 mm², Cu 3~

- terminal with 2 clamping units per pole
- 5-pole per pole 8 x 0,75 mm² f, 6 x 1,5 mm² sol / f, 4 x 2,5 mm² sol / f, 2 x 4 mm² sol / f
- cable entries via knockouts, order AKM separately (see cable entry systems LES)
- „weatherproof“ resistant to weather influences (UV due to solar radiation, protected against rainwater, temperature resistant, impact resistant, etc.)
- saltwater-proof
- "offshore applications"
- lid fasteners sealable without accessories
- external brackets for wall fixing included

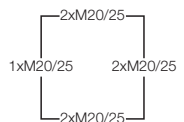
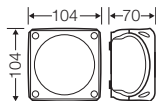


rated insulation voltage	U _i = 690 V a.c./d.c.
current carrying capacity	20 A
tightening torque for terminal	0.5 Nm
material	PC-GFS (polycarbonate)



KF 0404 G
1.5-4 mm², Cu 3~

- terminal with 2 clamping units per pole
- 5-pole per pole 8 x 1,5 mm² sol / f, 6 x 2,5 mm² sol / f, 4 x 4 mm² sol / f, 2 x 6 mm² sol / f
- cable entries via knockouts, order AKM separately (see cable entry systems LES)
- „weatherproof“ resistant to weather influences (UV due to solar radiation, protected against rainwater, temperature resistant, impact resistant, etc.)
- saltwater-proof
- "offshore applications"
- lid fasteners sealable without accessories
- external brackets for wall fixing included



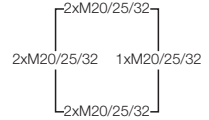
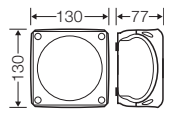
rated insulation voltage	U _i = 690 V a.c./d.c.
current carrying capacity	32 A
tightening torque for terminal	0,7 Nm
material	PC-GFS (polycarbonate)

DK Cable junction boxes
"Weatherproof", for outdoor installation
Cable entry via metric knockouts



KF 0604 G
1.5-4 mm², Cu 3~

- terminal with 2 clamping units per pole
- 5-pole per pole 8 x 1,5 mm² sol / f, 6 x 2,5 mm² sol / f, 4 x 4 mm² sol / f, 2 x 6 mm² sol / f
- with one cable entry M 25 from the rear side
- cable entries via knockouts, order AKM separately (see cable entry systems LES)
- „weatherproof“ resistant to weather influences (UV due to solar radiation, protected against rainwater, temperature resistant, impact resistant, etc.)
- saltwater-proof
- "offshore applications"
- lid fasteners sealable without accessories
- external brackets for wall fixing included

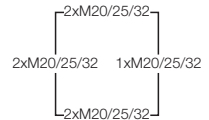
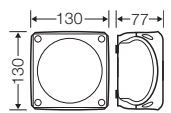


rated insulation voltage	U _i = 690 V a.c./d.c.
current carrying capacity	32 A
tightening torque for terminal material	0,7 Nm PC-GFS (polycarbonate)



KF 0606 G
2.5-6 mm², Cu 3~

- terminal with 2 clamping units per pole
- 5-pole per pole 6 x 1,5 mm² sol / f, 4 x 2,5 mm² sol / f, 4 x 4 mm² sol / f, 4 x 6 mm² sol / f, 2 x 10 mm² sol / f
- with one cable entry M 25 from the rear side
- cable entries via knockouts, order AKM separately (see cable entry systems LES)
- „weatherproof“ resistant to weather influences (UV due to solar radiation, protected against rainwater, temperature resistant, impact resistant, etc.)
- saltwater-proof
- "offshore applications"
- lid fasteners sealable without accessories
- external brackets for wall fixing included



rated insulation voltage	U _i = 690 V a.c./d.c.
current carrying capacity	40 A
tightening torque for terminal material	1.5 Nm PC-GFS (polycarbonate)

DK Cable junction boxes

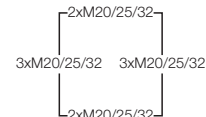
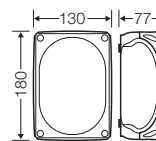
"Weatherproof", for outdoor installation
Cable entry via metric knockouts



KF 1006 G

2.5-6 mm², Cu 3~

- terminal with 2 clamping units per pole
- 5-pole per pole 6 x 1,5 mm² sol / f, 4 x 2,5 mm² sol / f, 4 x 4 mm² sol / f, 4 x 6 mm² sol / f, 2 x 10 mm² sol / f
- with two cable entries M 25 from the rear side
- cable entries via knockouts, order AKM separately (see cable entry systems LES)
- „weatherproof“ resistant to weather influences (UV due to solar radiation, protected against rainwater, temperature resistant, impact resistant, etc.)
- saltwater-proof
- "offshore applications"
- lid fasteners sealable without accessories
- external brackets for wall fixing included



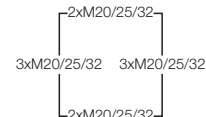
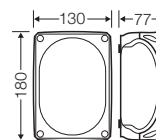
rated insulation voltage	U _i = 690 V a.c./d.c.
current carrying capacity	40 A
tightening torque for terminal	1.5 Nm
material	PC-GFS (polycarbonate)



KF 1010 G

4-10 mm², Cu 3~

- terminal with 2 clamping units per pole
- 5-pole per pole 6 x 2.5 mm² sol, 4 x 4 mm² sol, 4 x 6 mm² sol, 4 x 10 mm² sol, 2 x 16 mm² s
- with two cable entries M 25 from the rear side
- cable entries via knockouts, order AKM separately (see cable entry systems LES)
- „weatherproof“ resistant to weather influences (UV due to solar radiation, protected against rainwater, temperature resistant, impact resistant, etc.)
- saltwater-proof
- "offshore applications"
- lid fasteners sealable without accessories
- external brackets for wall fixing included



rated insulation voltage	U _i = 690 V a.c./d.c.
current carrying capacity	63 A
tightening torque for terminal	2.0 Nm
material	PC-GFS (polycarbonate)

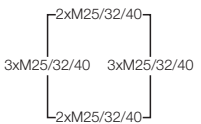
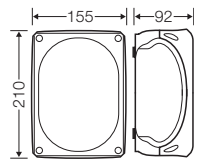
DK Cable junction boxes
"Weatherproof", for outdoor installation
Cable entry via metric knockouts



KF 1610 G
4-10 mm², Cu 3~

- terminal with 2 clamping units per pole
- 5-pole per pole 6 x 2.5 mm² sol, 4 x 4 mm² sol, 4 x 6 mm² sol, 4 x 10 mm² sol, 2 x 16 mm² s
- with two cable entries M 32 from the rear side
- cable entries via knockouts, order AKM separately (see cable entry systems LES)
- „weatherproof“ resistant to weather influences (UV due to solar radiation, protected against rainwater, temperature resistant, impact resistant, etc.)
- saltwater-proof
- "offshore applications"
- lid fasteners sealable without accessories
- external brackets for wall fixing included

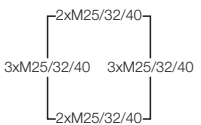
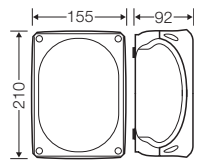
rated insulation voltage	U _i = 690 V a.c./d.c.
current carrying capacity	63 A
tightening torque for terminal material	2.0 Nm PC-GFS (polycarbonate)



KF 1616 G
10-16 mm², Cu 3~

- terminal with 2 clamping units per pole
- 5-pole per pole 6 x 6 mm² sol, 6 x 10 mm² sol/ f*, 4 x 16 mm² s/ f*, 4 x 25 mm² s/ f*, 2 x 35 mm² s/ f*
f* = with gas-tight end ferrule
- with two cable entries M 32 from the rear side
- cable entries via knockouts, order AKM separately (see cable entry systems LES)
- „weatherproof“ resistant to weather influences (UV due to solar radiation, protected against rainwater, temperature resistant, impact resistant, etc.)
- saltwater-proof
- "offshore applications"
- lid fasteners sealable without accessories
- external brackets for wall fixing included

rated insulation voltage	U _i = 690 V a.c./d.c.
current carrying capacity	102 A
tightening torque for terminal material	3.0 Nm PC-GFS (polycarbonate)



DK Cable junction boxes

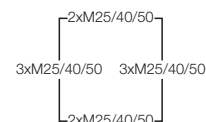
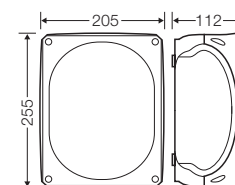
"Weatherproof", for outdoor installation
Cable entry via metric knockouts



KF 2525 G

10-25 mm², Cu 3~

- terminal with 2 clamping units per pole
- 5-pole per pole 6 x 6 mm² sol, 6 x 10 mm² sol/ f*, 4 x 16 mm² s/ f*, 4 x 25 mm² s/ f*, 2 x 35 mm² s/ f*
f* = with gas-tight end ferrule
- with two cable entries M 32 from the rear side
- cable entries via knockouts, order AKM separately (see cable entry systems LES)
- „weatherproof“ resistant to weather influences (UV due to solar radiation, protected against rainwater, temperature resistant, impact resistant, etc.)
- saltwater-proof
- "offshore applications"
- lid fasteners sealable without accessories
- external brackets for wall fixing included



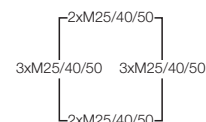
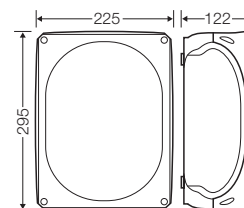
rated insulation voltage	U _i = 690 V a.c./d.c.
current carrying capacity	102 A
tightening torque for terminal	3.0 Nm
material	PC-GFS (polycarbonate)



KF 3535 G

16-35 mm², Cu 3~

- terminal with 2 clamping units per pole
- 5-pole per pole 6 x 16 mm² s, 4 x 25 mm² s, 4 x 35 mm² s, 2 x 50 mm² s
- with two cable entries M 32 from the rear side
- cable entries via knockouts, order AKM separately (see cable entry systems LES)
- „weatherproof“ resistant to weather influences (UV due to solar radiation, protected against rainwater, temperature resistant, impact resistant, etc.)
- saltwater-proof
- "offshore applications"
- lid fasteners sealable without accessories
- external brackets for wall fixing included



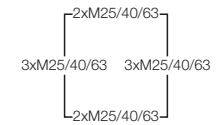
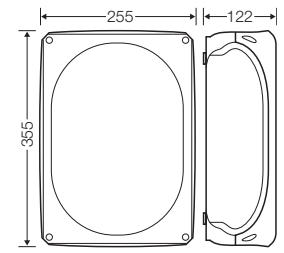
rated insulation voltage	U _i = 690 V a.c./d.c.
current carrying capacity	125 A
tightening torque for terminal	12.0 Nm
material	PC-GFS (polycarbonate)

DK Cable junction boxes
 "Weatherproof", for outdoor installation
 Cable entry via metric knockouts

KF 5050 G
16-50 mm², Cu 3~



- terminal with 2 clamping units per pole
- 5-pole per pole 6 x 16 mm² s, 4 x 25 mm² s, 4 x 35 mm² s, 4 x 50 mm² s
- with two cable entries M 32 from the rear side
- cable entries via knockouts, order AKM separately (see cable entry systems LES)
- „weatherproof“ resistant to weather influences (UV due to solar radiation, protected against rainwater, temperature resistant, impact resistant, etc.)
- saltwater-proof
- "offshore applications"
- lid fasteners sealable without accessories
- external brackets for wall fixing included

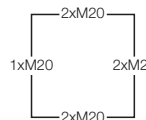
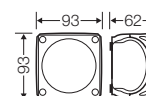


rated insulation voltage	U _i = 690 V a.c./d.c.
current carrying capacity	150 A
tightening torque for terminal	12.0 Nm
material	PC-GFS (polycarbonate)

DK Cable junction boxes**"Weatherproof", for outdoor installation
Cable entry via metric knockouts****KF 0200 G**

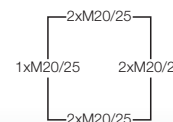
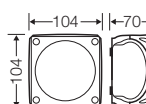
- without terminals
- cable entries via knockouts, order AKM separately (see cable entry systems LES)
- „weatherproof“ resistant to weather influences (UV due to solar radiation, protected against rainwater, temperature resistant, impact resistant, etc.)
- saltwater-proof
- "offshore applications"
- lid fasteners sealable without accessories
- external brackets for wall fixing included

material	PC-GFS (polycarbonate)
----------	------------------------

**KF 0400 G**

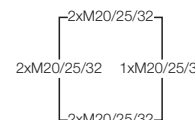
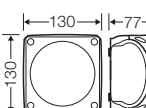
- without terminals
- cable entries via knockouts, order AKM separately (see cable entry systems LES)
- „weatherproof“ resistant to weather influences (UV due to solar radiation, protected against rainwater, temperature resistant, impact resistant, etc.)
- saltwater-proof
- "offshore applications"
- lid fasteners sealable without accessories
- external brackets for wall fixing included

material	PC-GFS (polycarbonate)
----------	------------------------

**KF 0600 G**

- without terminals
- with one cable entry M 25 from the rear side
- cable entries via knockouts, order AKM separately (see cable entry systems LES)
- „weatherproof“ resistant to weather influences (UV due to solar radiation, protected against rainwater, temperature resistant, impact resistant, etc.)
- saltwater-proof
- "offshore applications"
- lid fasteners sealable without accessories
- external brackets for wall fixing included

material	PC-GFS (polycarbonate)
----------	------------------------

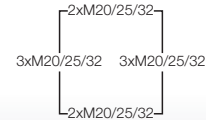
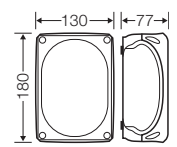


DK Cable junction boxes
"Weatherproof", for outdoor installation
Cable entry via metric knockouts



KF 1000 G

- without terminals
- with two cable entries M 25 from the rear side
- cable entries via knockouts, order AKM separately (see cable entry systems LES)
- "weatherproof" resistant to weather influences (UV due to solar radiation, protected against rainwater, temperature resistant, impact resistant, etc.)
- saltwater-proof
- "offshore applications"
- lid fasteners sealable without accessories
- external brackets for wall fixing included

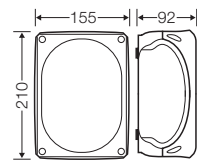


material	PC-GFS (polycarbonate)
----------	------------------------



KF 1600 G

- without terminals
- with two cable entries M 32 from the rear side
- cable entries via knockouts, order AKM separately (see cable entry systems LES)
- „weatherproof“ resistant to weather influences (UV due to solar radiation, protected against rainwater, temperature resistant, impact resistant, etc.)
- saltwater-proof
- "offshore applications"
- lid fasteners sealable without accessories
- external brackets for wall fixing included

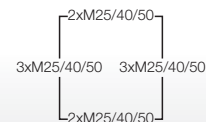
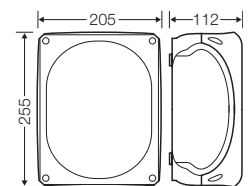


material	PC-GFS (polycarbonate)
----------	------------------------



KF 2500 G

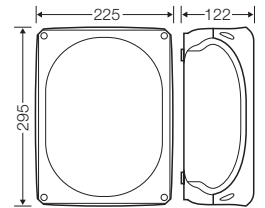
- without terminals
- with two cable entries M 32 from the rear side
- cable entries via knockouts, order AKM separately (see cable entry systems LES)
- „weatherproof“ resistant to weather influences (UV due to solar radiation, protected against rainwater, temperature resistant, impact resistant, etc.)
- saltwater-proof
- "offshore applications"
- lid fasteners sealable without accessories
- external brackets for wall fixing included



material	PC-GFS (polycarbonate)
----------	------------------------

DK Cable junction boxes**"Weatherproof", for outdoor installation
Cable entry via metric knockouts****KF 3500 G**

- without terminals
- with two cable entries M 32 from the rear side
- cable entries via knockouts, order AKM separately (see cable entry systems LES)
- "weatherproof" resistant to weather influences (UV due to solar radiation, protected against rainwater, temperature resistant, impact resistant, etc.)
- saltwater-proof
- "offshore applications"
- lid fasteners sealable without accessories
- external brackets for wall fixing included

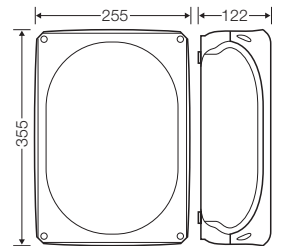


material

PC-GFS (polycarbonate)

**KF 5000 G**

- without terminals
- with two cable entries M 32 from the rear side
- cable entries via knockouts, order AKM separately (see cable entry systems LES)
- "weatherproof" resistant to weather influences (UV due to solar radiation, protected against rainwater, temperature resistant, impact resistant, etc.)
- saltwater-proof
- "offshore applications"
- lid fasteners sealable without accessories
- external brackets for wall fixing included



material

PC-GFS (polycarbonate)



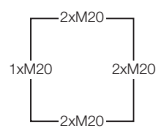
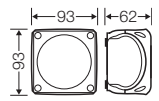
DK Cable junction boxes
"Weatherproof", for outdoor installation
Cable entry via metric knockouts



KF 0202 B
1.5-2.5 mm², Cu 3~

- terminal with 2 clamping units per pole
- 5-pole per pole 8 x 0,75 mm² f, 6 x 1,5 mm² sol / f, 4 x 2,5 mm² sol / f, 2 x 4 mm² sol / f
- cable entries via knockouts, order ASS separately (see cable entry systems LES)
- "weatherproof" resistant to weather influences (UV due to solar radiation, protected against rainwater, temperature resistant, impact resistant, etc.)
- saltwater-proof
- "offshore applications"
- lid fasteners sealable without accessories
- external brackets for wall fixing included

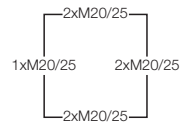
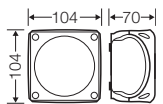
rated insulation voltage	U _i = 690 V a.c./d.c.
current carrying capacity	20 A
tightening torque for terminal	0.5 Nm
material	PC-GFS (polycarbonate)



KF 0402 B
1.5-2.5 mm², Cu 3~

- terminal with 2 clamping units per pole
- 5-pole per pole 8 x 0,75 mm² f, 6 x 1,5 mm² sol / f, 4 x 2,5 mm² sol / f, 2 x 4 mm² sol / f
- cable entries via knockouts, order ASS separately (see cable entry systems LES)
- "weatherproof" resistant to weather influences (UV due to solar radiation, protected against rainwater, temperature resistant, impact resistant, etc.)
- saltwater-proof
- "offshore applications"
- lid fasteners sealable without accessories
- external brackets for wall fixing included

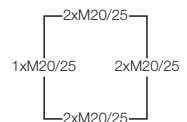
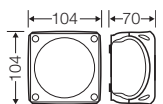
rated insulation voltage	U _i = 690 V a.c./d.c.
current carrying capacity	20 A
tightening torque for terminal	0.5 Nm
material	PC-GFS (polycarbonate)



KF 0404 B
1.5-4 mm², Cu 3~

- terminal with 2 clamping units per pole
- 5-pole per pole 8 x 1,5 mm² sol / f, 6 x 2,5 mm² sol / f, 4 x 4 mm² sol / f, 2 x 6 mm² sol / f
- cable entries via knockouts, order ASS separately (see cable entry systems LES)
- "weatherproof" resistant to weather influences (UV due to solar radiation, protected against rainwater, temperature resistant, impact resistant, etc.)
- saltwater-proof
- "offshore applications"
- lid fasteners sealable without accessories
- external brackets for wall fixing included

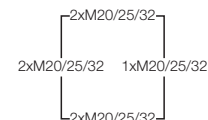
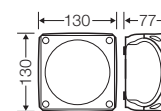
rated insulation voltage	U _i = 690 V a.c./d.c.
current carrying capacity	32 A
tightening torque for terminal	0,7 Nm
material	PC-GFS (polycarbonate)



DK Cable junction boxes**"Weatherproof", for outdoor installation**
Cable entry via metric knockouts**KF 0604 B****1.5-4 mm², Cu 3~**

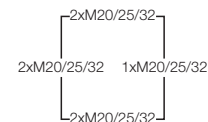
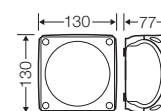
- terminal with 2 clamping units per pole
- 5-pole per pole 8 x 1,5 mm² sol / f, 6 x 2,5 mm² sol / f, 4 x 4 mm² sol / f, 2 x 6 mm² sol / f
- with one cable entry M 25 from the rear side
- cable entries via knockouts, order ASS separately (see cable entry systems LES)
- "weatherproof" resistant to weather influences (UV due to solar radiation, protected against rainwater, temperature resistant, impact resistant, etc.)
- saltwater-proof
- "offshore applications"
- lid fasteners sealable without accessories
- external brackets for wall fixing included

rated insulation voltage	U _i = 690 V a.c./d.c.
current carrying capacity	32 A
tightening torque for terminal	0,7 Nm
material	PC-GFS (polycarbonate)

**KF 0606 B****2.5-6 mm², Cu 3~**

- terminal with 2 clamping units per pole
- 5-pole per pole 6 x 1,5 mm² sol / f, 4 x 2,5 mm² sol / f, 4 x 4 mm² sol / f, 4 x 6 mm² sol / f, 2 x 10 mm² sol / f
- with one cable entry M 25 from the rear side
- cable entries via knockouts, order ASS separately (see cable entry systems LES)
- "weatherproof" resistant to weather influences (UV due to solar radiation, protected against rainwater, temperature resistant, impact resistant, etc.)
- saltwater-proof
- "offshore applications"
- lid fasteners sealable without accessories
- external brackets for wall fixing included

rated insulation voltage	U _i = 690 V a.c./d.c.
current carrying capacity	40 A
tightening torque for terminal	1.5 Nm
material	PC-GFS (polycarbonate)



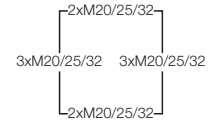
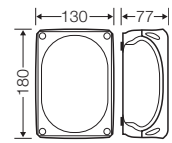
DK Cable junction boxes
"Weatherproof", for outdoor installation
Cable entry via metric knockouts



KF 1006 B
2.5-6 mm², Cu 3~

- terminal with 2 clamping units per pole
- 5-pole per pole 6 x 1,5 mm² sol / f, 4 x 2,5 mm² sol / f, 4 x 4 mm² sol / f, 4 x 6 mm² sol / f, 2 x 10 mm² sol / f
- with two cable entries M 25 from the rear side
- cable entries via knockouts, order ASS separately (see cable entry systems LES)
- "weatherproof" resistant to weather influences (UV due to solar radiation, protected against rainwater, temperature resistant, impact resistant, etc.)
- saltwater-proof
- "offshore applications"
- lid fasteners sealable without accessories
- external brackets for wall fixing included

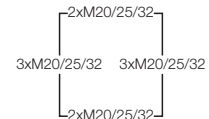
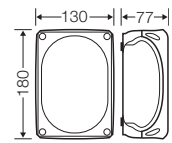
rated insulation voltage	U _i = 690 V a.c./d.c.
current carrying capacity	40 A
tightening torque for terminal material	1.5 Nm PC-GFS (polycarbonate)



KF 1010 B
4-10 mm², Cu 3~

- terminal with 2 clamping units per pole
- 5-pole per pole 6 x 2.5 mm² sol, 4 x 4 mm² sol, 4 x 6 mm² sol, 4 x 10 mm² sol, 2 x 16 mm² s
- with two cable entries M 25 from the rear side
- cable entries via knockouts, order ASS separately (see cable entry systems LES)
- "weatherproof" resistant to weather influences (UV due to solar radiation, protected against rainwater, temperature resistant, impact resistant, etc.)
- saltwater-proof
- "offshore applications"
- lid fasteners sealable without accessories
- external brackets for wall fixing included

rated insulation voltage	U _i = 690 V a.c./d.c.
current carrying capacity	63 A
tightening torque for terminal material	2.0 Nm PC-GFS (polycarbonate)





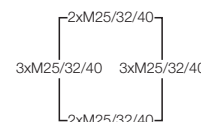
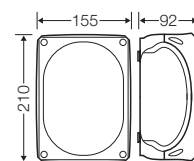
DK Cable junction boxes

"Weatherproof", for outdoor installation
Cable entry via metric knockouts

KF 1610 B

4-10 mm², Cu 3~

- terminal with 2 clamping units per pole
- 5-pole per pole 6 x 2.5 mm² sol, 4 x 4 mm² sol, 4 x 6 mm² sol, 4 x 10 mm² sol, 2 x 16 mm² s
- with two cable entries M 32 from the rear side
- cable entries via knockouts, order ASS separately (see cable entry systems LES)
- "weatherproof" resistant to weather influences (UV due to solar radiation, protected against rainwater, temperature resistant, impact resistant, etc.)
- saltwater-proof
- "offshore applications"
- lid fasteners sealable without accessories
- external brackets for wall fixing included



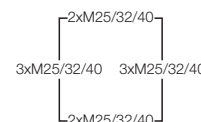
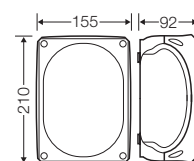
rated insulation voltage	U _i = 690 V a.c./d.c.
current carrying capacity	63 A
tightening torque for terminal	2.0 Nm
material	PC-GFS (polycarbonate)



KF 1616 B

10-16 mm², Cu 3~

- terminal with 2 clamping units per pole
- 5-pole per pole 6 x 6 mm² sol, 6 x 10 mm² sol/ f*, 4 x 16 mm² s/ f*, 4 x 25 mm² s/ f*, 2 x 35 mm² s/ f*
f* = with gas-tight end ferrule
- with two cable entries M 32 from the rear side
- cable entries via knockouts, order ASS separately (see cable entry systems LES)
- "weatherproof" resistant to weather influences (UV due to solar radiation, protected against rainwater, temperature resistant, impact resistant, etc.)
- saltwater-proof
- "offshore applications"
- lid fasteners sealable without accessories
- external brackets for wall fixing included



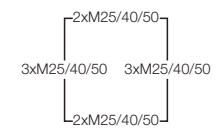
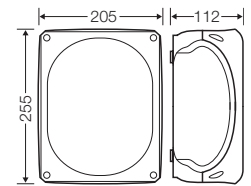
rated insulation voltage	U _i = 690 V a.c./d.c.
current carrying capacity	102 A
tightening torque for terminal	3.0 Nm
material	PC-GFS (polycarbonate)

DK Cable junction boxes
 "Weatherproof", for outdoor installation
 Cable entry via metric knockouts



KF 2525 B
 10-25 mm², Cu 3~

- terminal with 2 clamping units per pole
- 5-pole per pole 6 x 6 mm² sol, 6 x 10 mm² sol/ f*, 4 x 16 mm² s/ f*, 4 x 25 mm² s/ f*, 2 x 35 mm² s/ f*
 f* = with gas-tight end ferrule
- with two cable entries M 32 from the rear side
- cable entries via knockouts, order ASS separately (see cable entry systems LES)
- „weatherproof“ resistant to weather influences (UV due to solar radiation, protected against rainwater, temperature resistant, impact resistant, etc.)
- saltwater-proof
- "offshore applications"
- lid fasteners sealable without accessories
- external brackets for wall fixing included

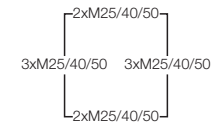
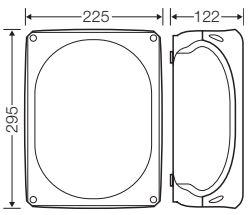


rated insulation voltage	U _i = 690 V a.c./d.c.
current carrying capacity	102 A
tightening torque for terminal	3.0 Nm
material	PC-GFS (polycarbonate)



KF 3535 B
 16-35 mm², Cu 3~

- terminal with 2 clamping units per pole
- 5-pole per pole 6 x 16 mm² s, 4 x 25 mm² s, 4 x 35 mm² s, 2 x 50 mm² s
- with two cable entries M 32 from the rear side
- cable entries via knockouts, order ASS separately (see cable entry systems LES)
- "weatherproof" resistant to weather influences (UV due to solar radiation, protected against rainwater, temperature resistant, impact resistant, etc.)
- saltwater-proof
- "offshore applications"
- lid fasteners sealable without accessories
- external brackets for wall fixing included



rated insulation voltage	U _i = 690 V a.c./d.c.
current carrying capacity	125 A
tightening torque for terminal	12.0 Nm
material	PC-GFS (polycarbonate)

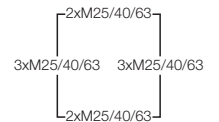
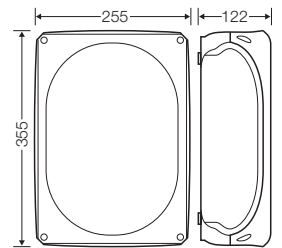
DK Cable junction boxes

"Weatherproof", for outdoor installation
Cable entry via metric knockouts

KF 5050 B

16-50 mm², Cu 3~

- terminal with 2 clamping units per pole
- 5-pole per pole 6 x 16 mm² s, 4 x 25 mm² s, 4 x 35 mm² s, 4 x 50 mm² s
- with two cable entries M 32 from the rear side
- cable entries via knockouts, order ASS separately (see cable entry systems LES)
- "weatherproof" resistant to weather influences (UV due to solar radiation, protected against rainwater, temperature resistant, impact resistant, etc.)
- saltwater-proof
- "offshore applications"
- lid fasteners sealable without accessories
- external brackets for wall fixing included



rated insulation voltage	$U_i = 690 \text{ V a.c./d.c.}$
current carrying capacity	150 A
tightening torque for terminal	12.0 Nm
material	PC-GFS (polycarbonate)

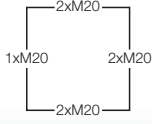
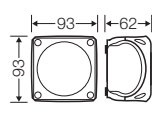
DK Cable junction boxes
"Weatherproof", for outdoor installation
Cable entry via metric knockouts



KF 0200 B

- without terminals
- cable entries via knockouts, order ASS separately (see cable entry systems LES)
- "weatherproof" resistant to weather influences (UV due to solar radiation, protected against rainwater, temperature resistant, impact resistant, etc.)
- saltwater-proof
- "offshore applications"
- lid fasteners sealable without accessories
- external brackets for wall fixing included

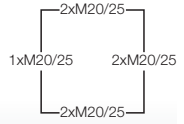
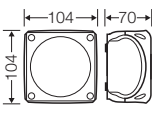
material	PC-GFS (polycarbonate)
----------	------------------------



KF 0400 B

- without terminals
- cable entries via knockouts, order ASS separately (see cable entry systems LES)
- "weatherproof" resistant to weather influences (UV due to solar radiation, protected against rainwater, temperature resistant, impact resistant, etc.)
- saltwater-proof
- "offshore applications"
- lid fasteners sealable without accessories
- external brackets for wall fixing included

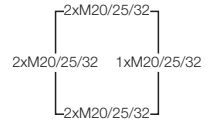
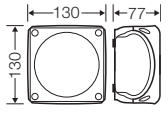
material	PC-GFS (polycarbonate)
----------	------------------------



KF 0600 B

- without terminals
- with one cable entry M 25 from the rear side
- cable entries via knockouts, order ASS separately (see cable entry systems LES)
- "weatherproof" resistant to weather influences (UV due to solar radiation, protected against rainwater, temperature resistant, impact resistant, etc.)
- saltwater-proof
- "offshore applications"
- lid fasteners sealable without accessories
- external brackets for wall fixing included

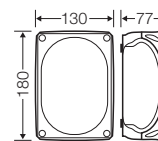
material	PC-GFS (polycarbonate)
----------	------------------------



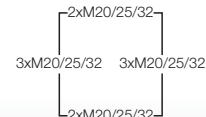
DK Cable junction boxes
"Weatherproof", for outdoor installation
Cable entry via metric knockouts



KF 1000 B



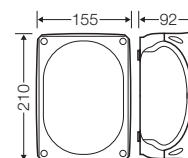
- without terminals
- with two cable entries M 25 from the rear side
- cable entries via knockouts, order ASS separately (see cable entry systems LES)
- "weatherproof" resistant to weather influences (UV due to solar radiation, protected against rainwater, temperature resistant, impact resistant, etc.)
- saltwater-proof
- "offshore applications"
- lid fasteners sealable without accessories
- external brackets for wall fixing included



material PC-GFS (polycarbonate)



KF 1600 B



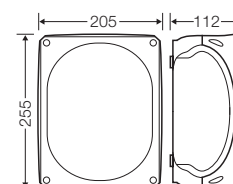
- without terminals
- with two cable entries M 32 from the rear side
- cable entries via knockouts, order ASS separately (see cable entry systems LES)
- "weatherproof" resistant to weather influences (UV due to solar radiation, protected against rainwater, temperature resistant, impact resistant, etc.)
- saltwater-proof
- "offshore applications"
- lid fasteners sealable without accessories
- external brackets for wall fixing included



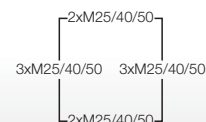
material PC-GFS (polycarbonate)



KF 2500 B



- without terminals
- with two cable entries M 32 from the rear side
- cable entries via knockouts, order ASS separately (see cable entry systems LES)
- "weatherproof" resistant to weather influences (UV due to solar radiation, protected against rainwater, temperature resistant, impact resistant, etc.)
- saltwater-proof
- "offshore applications"
- lid fasteners sealable without accessories
- external brackets for wall fixing included



material PC-GFS (polycarbonate)

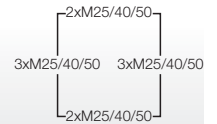
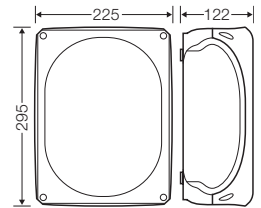
DK Cable junction boxes
 "Weatherproof", for outdoor installation
 Cable entry via metric knockouts



KF 3500 B

- without terminals
- cable entries via knockouts, order ASS separately (see cable entry systems LES)
- with two cable entries M 32 from the rear side
- "weatherproof" resistant to weather influences (UV due to solar radiation, protected against rainwater, temperature resistant, impact resistant, etc.)
- saltwater-proof
- "offshore applications"
- lid fasteners sealable without accessories
- external brackets for wall fixing included

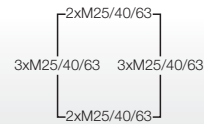
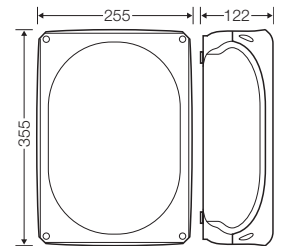
material PC-GFS (polycarbonate)



KF 5000 B

- without terminals
- with two cable entries M 32 from the rear side
- cable entries via knockouts, order ASS separately (see cable entry systems LES)
- "weatherproof" resistant to weather influences (UV due to solar radiation, protected against rainwater, temperature resistant, impact resistant, etc.)
- saltwater-proof
- "offshore applications"
- lid fasteners sealable without accessories
- external brackets for wall fixing included

material PC-GFS (polycarbonate)





DK Cable junction boxes

Weatherproof, for outdoor installation

Box walls without knockouts

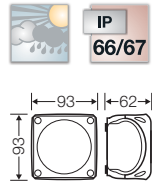
- VDE tested, DNV GL - Certificate No.: TAE00000EE, Russian Maritime Register of Shipping documentation-No.: 250-A-1180-108795
- Cable entries can be drilled individually
- Closes quickly by a quarter turn - locked position well visible (open - locked)
- Degree of protection IP 66 / IP 67 with cable glands as accessories, temporary submersion up to 1 meter, max. 15 minutes
- cable entry through the bottom of the box via integrated elastic membrane
- High-position terminals with more space for wiring
- external brackets for wall fixing included
- Comply with the regulatory restrictions for buildings with requirements regarding the structural fire protection DIN VDE 0100 Part 482 (German Standard)
- Halogen-free: low toxicity, low fume development
- Weatherproof: UV-resistant, rainwater-proof, temperature-resistant
- Material: PC-GFS polycarbonate
- Burning behaviour: Glow wire test in accordance with IEC 60695-2-11: 960 °C, flame-retardant, self-extinguishing
- Colour: grey RAL 7035 or black RAL9011

DK Cable junction boxes
"Weatherproof", for outdoor installation
Box walls without knockouts



KF 0200 H

- without terminals
- box walls without knockouts
- wall surface can be drilled individually for cable entry max. M20
- „weatherproof“ resistant to weather influences (UV due to solar radiation, protected against rainwater, temperature resistant, impact resistant, etc.)
- saltwater-proof
- "offshore applications"
- lid fasteners sealable without accessories
- external brackets for wall fixing included

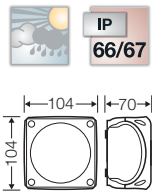


wall thickness of the bottom part	2.0 mm
material	PC-GFS (polycarbonate)



KF 0400 H

- without terminals
- box walls without knockouts
- wall surface can be drilled individually for cable entry max. M25
- „weatherproof“ resistant to weather influences (UV due to solar radiation, protected against rainwater, temperature resistant, impact resistant, etc.)
- saltwater-proof
- "offshore applications"
- lid fasteners sealable without accessories
- external brackets for wall fixing included

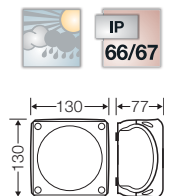


wall thickness of the bottom part	2.0 mm
material	PC-GFS (polycarbonate)



KF 0600 H

- without terminals
- box walls without knockouts
- wall surface can be drilled individually for cable entry max. M32
- with one cable entry M 25 from the rear side
- „weatherproof“ resistant to weather influences (UV due to solar radiation, protected against rainwater, temperature resistant, impact resistant, etc.)
- saltwater-proof
- "offshore applications"
- lid fasteners sealable without accessories
- external brackets for wall fixing included



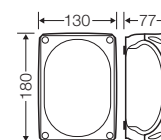
wall thickness of the bottom part	2.0 mm
material	PC-GFS (polycarbonate)

DK Cable junction boxes

„Weatherproof“, for outdoor installation
Box walls without knockouts



KF 1000 H



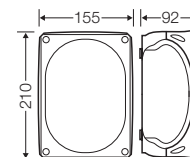
- without terminals
- box walls without knockouts
- wall surface can be drilled individually for cable entry max. M32
- with two cable entries M 25 from the rear side
- „weatherproof“ resistant to weather influences (UV due to solar radiation, protected against rainwater, temperature resistant, impact resistant, etc.)
- saltwater-proof
- "offshore applications"
- lid fasteners sealable without accessories
- external brackets for wall fixing included



wall thickness of the bottom part material	2.0 mm PC-GFS (polycarbonate)
--	----------------------------------



KF 1600 H



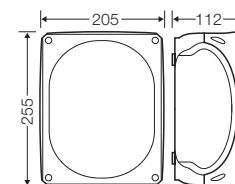
- without terminals
- box walls without knockouts
- wall surface can be drilled individually for cable entry max. M40
- with two cable entries M 32 from the rear side
- „weatherproof“ resistant to weather influences (UV due to solar radiation, protected against rainwater, temperature resistant, impact resistant, etc.)
- saltwater-proof
- "offshore applications"
- lid fasteners sealable without accessories
- external brackets for wall fixing included



wall thickness of the bottom part material	2.6 mm PC-GFS (polycarbonate)
--	----------------------------------



KF 2500 H



- without terminals
- box walls without knockouts
- wall surface can be drilled individually for cable entry max. M50
- with two cable entries M 32 from the rear side
- „weatherproof“ resistant to weather influences (UV due to solar radiation, protected against rainwater, temperature resistant, impact resistant, etc.)
- saltwater-proof
- "offshore applications"
- lid fasteners sealable without accessories
- external brackets for wall fixing included

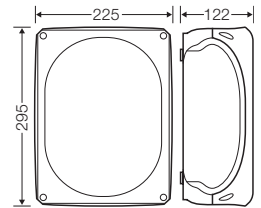


wall thickness of the bottom part material	2.7 mm PC-GFS (polycarbonate)
--	----------------------------------

DK Cable junction boxes
„Weatherproof“, for outdoor installation
Box walls without knockouts



KF 3500 H



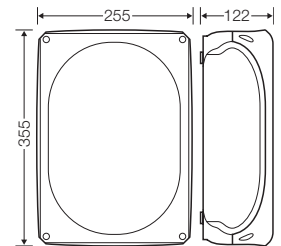
- without terminals
- box walls without knockouts
- wall surface can be drilled individually for cable entry max. M50
- with two cable entries M 32 from the rear side
- „weatherproof“ resistant to weather influences (UV due to solar radiation, protected against rainwater, temperature resistant, impact resistant, etc.)
- saltwater-proof
- "offshore applications"
- lid fasteners sealable without accessories
- external brackets for wall fixing included



wall thickness of the bottom part material	3.0 mm PC-GFS (polycarbonate)
--	----------------------------------



KF 5000 H



- without terminals
- box walls without knockouts
- wall surface can be drilled individually for cable entry max. M63
- with two cable entries M 32 from the rear side
- „weatherproof“ resistant to weather influences (UV due to solar radiation, protected against rainwater, temperature resistant, impact resistant, etc.)
- saltwater-proof
- "offshore applications"
- lid fasteners sealable without accessories
- external brackets for wall fixing included



wall thickness of the bottom part material	3.2 mm PC-GFS (polycarbonate)
--	----------------------------------

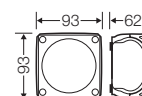
DK Cable junction boxes

„Weatherproof“, for outdoor installation
Box walls without knockouts



KF 0200 C

- without terminals
- box walls without knockouts
- wall surface can be drilled individually for cable entry max. M20
- „weatherproof“ resistant to weather influences (UV due to solar radiation, protected against rainwater, temperature resistant, impact resistant, etc.)
- saltwater-proof
- "offshore applications"
- lid fasteners sealable without accessories
- external brackets for wall fixing included

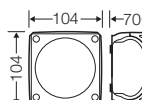


wall thickness of the bottom part	2.0 mm
material	PC-GFS (polycarbonate)



KF 0400 C

- without terminals
- box walls without knockouts
- wall surface can be drilled individually for cable entry max. M25
- „weatherproof“ resistant to weather influences (UV due to solar radiation, protected against rainwater, temperature resistant, impact resistant, etc.)
- saltwater-proof
- "offshore applications"
- lid fasteners sealable without accessories
- external brackets for wall fixing included

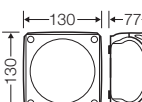


wall thickness of the bottom part	2.0 mm
material	PC-GFS (polycarbonate)



KF 0600 C

- without terminals
- box walls without knockouts
- wall surface can be drilled individually for cable entry max. M32
- with one cable entry M 25 from the rear side
- „weatherproof“ resistant to weather influences (UV due to solar radiation, protected against rainwater, temperature resistant, impact resistant, etc.)
- saltwater-proof
- "offshore applications"
- lid fasteners sealable without accessories
- external brackets for wall fixing included



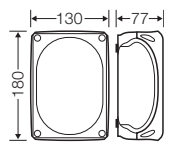
wall thickness of the bottom part	2.0 mm
material	PC-GFS (polycarbonate)

DK Cable junction boxes
„Weatherproof“, for outdoor installation
Box walls without knockouts



KF 1000 C

- without terminals
- box walls without knockouts
- wall surface can be drilled individually for cable entry max. M32
- with two cable entries M 25 from the rear side
- „weatherproof“ resistant to weather influences (UV due to solar radiation, protected against rainwater, temperature resistant, impact resistant, etc.)
- saltwater-proof
- "offshore applications"
- lid fasteners sealable without accessories
- external brackets for wall fixing included

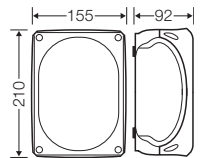


wall thickness of the bottom part material	2.0 mm PC-GFS (polycarbonate)
--	----------------------------------



KF 1600 C

- without terminals
- box walls without knockouts
- wall surface can be drilled individually for cable entry max. M40
- with two cable entries M 32 from the rear side
- „weatherproof“ resistant to weather influences (UV due to solar radiation, protected against rainwater, temperature resistant, impact resistant, etc.)
- saltwater-proof
- "offshore applications"
- lid fasteners sealable without accessories
- external brackets for wall fixing included

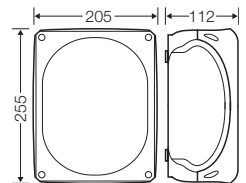


wall thickness of the bottom part material	2.6 mm PC-GFS (polycarbonate)
--	----------------------------------



KF 2500 C

- without terminals
- box walls without knockouts
- wall surface can be drilled individually for cable entry max. M50
- with two cable entries M 32 from the rear side
- „weatherproof“ resistant to weather influences (UV due to solar radiation, protected against rainwater, temperature resistant, impact resistant, etc.)
- saltwater-proof
- "offshore applications"
- lid fasteners sealable without accessories
- external brackets for wall fixing included



wall thickness of the bottom part material	2.7 mm PC-GFS (polycarbonate)
--	----------------------------------

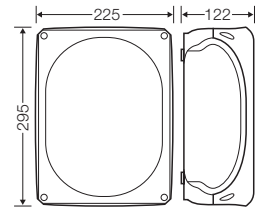
DK Cable junction boxes

„Weatherproof“, for outdoor installation
Box walls without knockouts



KF 3500 C

- without terminals
- box walls without knockouts
- wall surface can be drilled individually for cable entry max. M50
- with two cable entries M 32 from the rear side
- „weatherproof“ resistant to weather influences (UV due to solar radiation, protected against rainwater, temperature resistant, impact resistant, etc.)
- saltwater-proof
- "offshore applications"
- lid fasteners sealable without accessories
- external brackets for wall fixing included

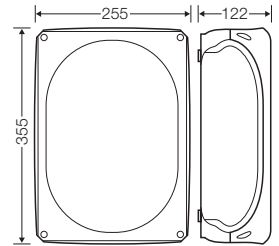


wall thickness of the bottom part	3.0 mm
material	PC-GFS (polycarbonate)



KF 5000 C

- without terminals
- box walls without knockouts
- wall surface can be drilled individually for cable entry max. M63
- with two cable entries M 32 from the rear side
- „weatherproof“ resistant to weather influences (UV due to solar radiation, protected against rainwater, temperature resistant, impact resistant, etc.)
- saltwater-proof
- "offshore applications"
- lid fasteners sealable without accessories
- external brackets for wall fixing included



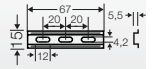
wall thickness of the bottom part	3.2 mm
material	PC-GFS (polycarbonate)



DK TS 02

DIN rail

- for cable junction boxes DK 02....., KF 02....
- for the installation of terminal blocks
- with fixing screws



DK TS 04

DIN rail

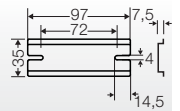
- for cable junction boxes DK 04, KF 04....
- for the installation of terminal blocks
- with fixing screws



DK TS 06

DIN rail

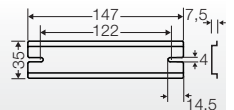
- for cable junction boxes DK 06....., KF 06....
- for the installation of terminal blocks
- with fixing screws



DK TS 10

DIN rail


- for cable junction boxes DK 10....., KF 10....
- for the installation of terminal blocks
- with fixing screws



DK TS 16

DIN rail

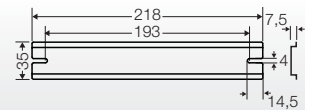
- for cable junction boxes DK 16....., KF 16....
- for the installation of terminal blocks
- with fixing screws



DK TS 25

DIN rail

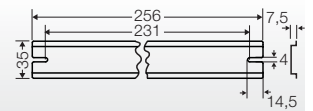
- for cable junction boxes DK 25....., KF 25....
- for the installation of terminal blocks
- with fixing screws



DK TS 35

DIN rail

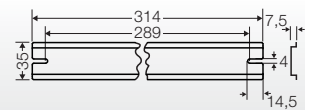
- for cable junction boxes DK 35....., KF 35....
- for the installation of terminal blocks
- with fixing screws



DK TS 50

DIN rail

- for cable junction boxes DK 50....., KF 50....
- for the installation of terminal blocks
- with fixing screws



DK Cable junction boxes

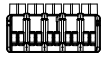
„Weatherproof“, for outdoor installation
Accessories



DK KL 02

Rated connecting capacity: 1.5-4 mm², Cu

- terminal with 2 clamping units per pole
- 5-pole per pole 8 x 0,75 mm² f, 6 x 1,5 mm² sol / f, 4 x 2,5 mm² sol / f, 2 x 4 mm² sol / f
- current carrying capacity: 20 A
- for installation in cable junction boxes via terminal support
- can be used on terminal supports DK KH 02, DK KH 04 and DK KH 06



rated insulation voltage	$U_i = 690 \text{ V a.c./d.c.}$
dismantling length	10 mm
tightening torque for terminal	0.5 Nm



DK KH 02

Support for terminals

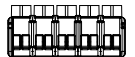
- support for terminal DK KL 02
- can be used in cable junction boxes DK 02.. X, DK 02.. XX, KF 02.. X



DK KL 04

Rated connecting capacity: 1.5-6 mm², Cu

- terminal with 2 clamping units per pole
- 5-pole per pole 8 x 1,5 mm² sol / f, 6 x 2,5 mm² sol / f, 4 x 4 mm² sol / f, 2 x 6 mm² sol / f
- current carrying capacity: 32 A
- for installation in cable junction boxes via terminal support
- can be used on terminal supports DK KH 04 and DK KH 06



rated insulation voltage	$U_i = 690 \text{ V a.c./d.c.}$
dismantling length	10 mm
tightening torque for terminal	0,7 Nm



DK KH 04

Support for terminals

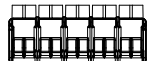
- support for terminals DK KL 02 and DK KL 04
- can be used in cable junction boxes DK 04.. X, DK 04.. XX, KF 04.. X



DK KL 06

Rated connecting capacity: 1.5-10 mm², Cu

- terminal with 2 clamping units per pole
- 5-pole per pole 6 x 1,5 mm² sol / f, 4 x 2,5 mm² sol / f, 4 x 4 mm² sol / f, 4 x 6 mm² sol / f, 2 x 10 mm² sol / f
- current carrying capacity: 40 A
- for installation in cable junction boxes via terminal support
- can be used on terminal support DK KH 06



rated insulation voltage	$U_i = 690 \text{ V a.c./d.c.}$
dismantling length	12 mm
tightening torque for terminal	1.5 Nm





DK KH 06

Support for terminals

- support for terminals DK KL 02, DK KL 04 and DK KL 06
- can be used in cable junction boxes DK 06.. X, DK 06.. XX, DK 10.. X, DK 10..XX, KF 06.. X and KF 10.. X



DK KS 10

Rated connecting capacity: 2.5-16 mm², Cu

- terminal with 2 clamping units per pole
- 5-pole per pole 6 x 2.5 mm² sol, 4 x 4 mm² sol, 4 x 6 mm² sol, 4 x 10 mm² sol, 2 x 16 mm² s
- current carrying capacity: 63 A
- for insertion in cable junction boxes
- for cable junction boxes DK 10.. X, DK 10.. XX, KF 10.. X
- complete with fixing elements



rated insulation voltage	U _i = 690 V a.c./d.c.
dismantling length	11 mm
tightening torque for terminal	2.0 Nm



DK KS 16

Rated connecting capacity 6-25 mm², Cu

- terminal with 2 clamping units per pole
- 5-pole per pole 6 x 6 mm² sol, 6 x 10 mm² sol/ f*, 4 x 16 mm² s/ f*, 4 x 25 mm² s/ f*, 2 x 35 mm² s/ f*
 f* = with gas-tight end ferrule
- current carrying capacity: 102 A
- for insertion in cable junction boxes
- for cable junction boxes DK 16.. X, DK 16.. XX, KF 16.. X
- complete with fixing elements



rated insulation voltage	U _i = 690 V a.c./d.c.
dismantling length	16 mm
tightening torque for terminal	3.0 Nm



DK KS 25

Rated connecting capacity: 6-35 mm², Cu

- terminal with 2 clamping units per pole
- 5-pole per pole 6 x 6 mm² sol, 6 x 10 mm² sol/ f*, 4 x 16 mm² s/ f*, 4 x 25 mm² s/ f*, 2 x 35 mm² s/ f*
 f* = with gas-tight end ferrule
- current carrying capacity: 102 A
- for insertion in cable junction boxes
- for koblingsboxer DK 25.. X, DK 25.. XX, KF 25.. X
- complete with fixing elements



rated insulation voltage	U _i = 690 V a.c./d.c.
dismantling length	16 mm
tightening torque for terminal	3.0 Nm

DK Cable junction boxes

„Weatherproof“, for outdoor installation
Accessories

**DK KS 35****Rated connecting capacity 16-35 mm², Cu**

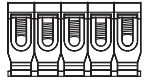
- terminal with 2 clamping units per pole
- 5-pole per pole 6 x 16 mm² s, 4 x 25 mm² s, 4 x 35 mm² s, 2 x 50 mm² s
- current carrying capacity: 125 A
- for insertion in cable junction boxes
- for cable junction boxes DK 35...., KF 35....
- complete with fixing elements



rated insulation voltage	$U_i = 690 \text{ V a.c./d.c.}$
dismantling length	20 mm
tightening torque for terminal	12.0 Nm

**DK KS 50****Rated connecting capacity: 16-50 mm², Cu**

- terminal with 2 clamping units per pole
- 5-pole per pole 6 x 16 mm² s, 4 x 25 mm² s, 4 x 35 mm² s, 4 x 50 mm² s
- current carrying capacity: 150 A
- for insertion in cable junction boxes
- for cable junction boxes DK 50...., KF 50....
- complete with fixing elements



rated insulation voltage	$U_i = 690 \text{ V a.c./d.c.}$
dismantling length	20 mm
tightening torque for terminal	12.0 Nm

DK Cable junction boxes
 „Weatherproof“, for outdoor installation
 Accessories



DK BZ 5

Labelling material

- set with 5 pieces
- for cable junction boxes types DK ..., RK ..., KF ... or FK ... from 2.5 to 50 mm², connectable to base of the box
- for attaching of labelling strips or marking with felt tip pen
- inscribable surface 25 x 20 mm

material	PC (polycarbonate)
----------	--------------------



LDM 25 G

Cable feed-through for knockouts in the rear wall M 25

IP
66/67

- sealing range: Ø 8-17 mm
- bore-hole: Ø 25.5 mm
- wall thickness 0.5-3.5 mm
- for indoor - normal environment and (or) protected outdoor installation
- ambient temperature - 25 °C to + 55 °C
- Glow wire test IEC 60695-2-11: 750 °C

material	TPE (-25° to +80°C)
----------	---------------------



LDM 25 B

Cable feed-through for knockouts in the rear wall M 25

IP
66/67

- sealing range: Ø 8-17 mm
- bore-hole: Ø 25.5 mm
- wall thickness 0.5-3.5 mm
- for indoor - normal environment and (or) protected outdoor installation
- ambient temperature - 25 °C to + 55 °C
- Glow wire test IEC 60695-2-11: 750 °C

material	TPE (-25° to +80°C)
----------	---------------------



LDM 32 G

Cable feed-through for knockouts in the rear wall M 32

IP
66/67

- sealing range: Ø 12-24 mm
- bore-hole: Ø 32.5 mm
- wall thickness 0,5-4,5 mm
- for indoor - normal environment and (or) protected outdoor installation
- ambient temperature - 25 °C to + 55 °C
- Glow wire test IEC 60695-2-11: 750 °C

material	TPE (-25° to +80°C)
----------	---------------------



LDM 32 B

Cable feed-through for knockouts in the rear wall M 32

IP
66/67

- sealing range: Ø 12-24 mm
- bore-hole: Ø 32.5 mm
- wall thickness 0,5-4,5 mm
- for indoor - normal environment and (or) protected outdoor installation
- ambient temperature - 25 °C to + 55 °C
- Glow wire test IEC 60695-2-11: 750 °C

material	TPE (-25° to +80°C)
----------	---------------------



Reference table	
Present types	New types
KF WP 3025	WP 0202 G WP 0402 G
KF WP 3045	WP 0404 G WP 0604 G
KF WP 3065	WP 0606 G WP 1006 G
KF WP 3105	WP 1010 G
KF WP 2025	WP 0202 B WP 0402 B
KF WP 2045	WP 0404 B WP 0604 B
KF WP 2065	WP 0606 B WP 1006 B
KF WP 2105	WP 1010 B

DK Cable junction boxes

Waterproof, for encapsulating

for outdoor installation in ambient conditions with formation of condensation and ingress of water as well as for installation in the ground without traffic loads

- By sealing cable junction boxes with a sealing compound the ingress of water and formation of condensation is completely prevented.
- After removing the lid the measuring can be carried out.
- In case of re-installation or testing the sealing compound can be removed easily
- Material: PC-GFS polycarbonate
- Burning behaviour: Glow wire test in accordance with IEC 60695-2-11: 960 °C, flame-retardant, self-extinguishing
- Colour: grey RAL 7035 or black RAL9011

**Permanent waterproof connection -
 Cable junction boxes for encapsulating in accordance with DIN VDE V 0606-22-100**



Time and time again, electricians come across installation environments whereby the ingress of water into an enclosure must be safely excluded. Even enclosures which have a high degree of protection cannot guarantee this. The IP degree of protection allows the ingress of non-harmful quantities of water in the interior of an enclosure.

Under extreme environmental conditions, for example, the accumulation of condensation may result in damage to the electrical installation or devices or cause these to malfunction. Ventilation measures will often suffice to prevent harmful condensation from forming.

In many cases, however, ventilation is not possible, e.g. because the cable junction boxes are installed close to rivers and water could enter through the vent holes.

Which applications require waterproof connections?

- Pump shafts
- Ground-level installation ducts in outdoor areas
- Flood areas close to rivers
- Unprotected outdoor installations which are in close proximity to the ground

Why is the IP degree of protection alone not sufficient?

- All degrees of protection allowed water ingress
- The accumulation of condensation cannot always be prevented
- Ventilation measures cannot be applied in all environments

The waterproof connection:

Sealing the cable junction boxes with a fast setting, permanently elastic sealing compound completely the ingress of water and the excludes forming of condensation.

The sealing compound features outstanding insulation properties. As the compound is transparent, it is possible for visual inspections of the installation to be carried out at any time. The durable elastic material is self-sealing, therefore it is also easy for the electrical connections to be tested after they have been sealed.

The sealing compound can be easily removed for repairs, subsequent installations or changes to installations.

Another benefit: the sealed cable junction boxes also offer reliable protection against shock and vibration. The sealing compound does not, however, provide strain relief as it only adheres to material and does not stick together. Suitable cable entries must also be used here, e.g. Hensel AKM.



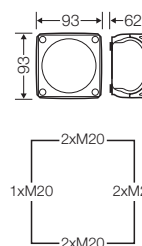
The ingress of water and formation of condensation are completely prevented. The sealing compound can be easily removed for subsequent installations or inspections.

DK Cable junction boxes
"Waterproof", for encapsulating



WP 0202 G
1.5-2.5 mm², Cu 3~

- with terminals
- 5-pole per pole 8 x 0,75 mm² f, 6 x 1,5 mm² sol / f, 4 x 2,5 mm² sol / f, 2 x 4 mm² sol / f
- cable entries via knockouts, order AKM separately (see cable entry systems LES)
- cable junction box for encapsulating
- for ground installation without live loads or in risk of condensation formation and ingress of liquids
- installation under water without chemical additives up to a depth of 1 meter possible in the long term
- usable for heating cable / heating tape up to max. 70 °C surface temperature
- with sealing compound and sealing plug
- in case of re-installation or testing the sealing compound can be removed easily
- durability of sealing compound to processing ≥ 12 months at a storage temperature of 5 - 35 °C
- enclosure volume 350 ml

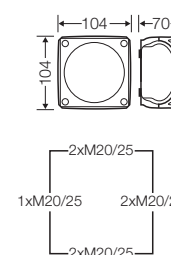


Degree of protection	For totally encapsulated cable junction boxes the degree of protection of enclosures according to DIN EN 60529 is not applicable.
rated insulation voltage	U _i = 690 V a.c./d.c.
current carrying capacity	20 A
tightening torque for terminal	0.5 Nm
material	PC-GFS (polycarbonate)



WP 0402 G
1.5-2.5 mm², Cu 3~

- with terminals
- 5-pole per pole 8 x 0,75 mm² f, 6 x 1,5 mm² sol / f, 4 x 2,5 mm² sol / f, 2 x 4 mm² sol / f
- cable entries via knockouts, order AKM separately (see cable entry systems LES)
- cable junction box for encapsulating
- for ground installation without live loads or in risk of condensation formation and ingress of liquids
- installation under water without chemical additives up to a depth of 1 meter possible in the long term
- usable for heating cable / heating tape up to max. 70 °C surface temperature
- with sealing compound and sealing plug
- in case of re-installation or testing the sealing compound can be removed easily
- durability of sealing compound to processing ≥ 12 months at a storage temperature of 5 - 35 °C
- enclosure volume 500 ml

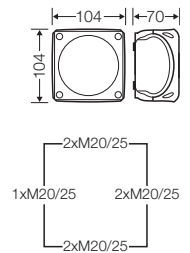


Degree of protection	For totally encapsulated cable junction boxes the degree of protection of enclosures according to DIN EN 60529 is not applicable.
rated insulation voltage	U _i = 690 V a.c./d.c.
current carrying capacity	20 A
tightening torque for terminal	0.5 Nm
material	PC-GFS (polycarbonate)



WP 0404 G
1.5-4 mm², Cu 3~

- with terminals
- 5-pole per pole 8 x 1,5 mm² sol / f, 6 x 2,5 mm² sol / f, 4 x 4 mm² sol / f, 2 x 6 mm² sol / f
- cable entries via knockouts, order AKM separately (see cable entry systems LES)
- cable junction box for encapsulating
- for ground installation without live loads or in risk of condensation formation and ingress of liquids
- installation under water without chemical additives up to a depth of 1 meter possible in the long term
- usable for heating cable / heating tape up to max. 70 °C surface temperature
- with sealing compound and sealing plug
- in case of re-installation or testing the sealing compound can be removed easily
- durability of sealing compound to processing ≥ 12 months at a storage temperature of 5 - 35 °C
- enclosure volume 500 ml

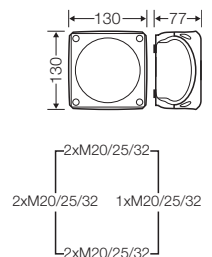


Degree of protection	For totally encapsulated cable junction boxes the degree of protection of enclosures according to DIN EN 60529 is not applicable.
rated insulation voltage	U _i = 690 V a.c./d.c.
current carrying capacity	32 A
tightening torque for terminal	0,7 Nm
material	PC-GFS (polycarbonate)



WP 0604 G
1.5-4 mm², Cu 3~

- with terminals
- 5-pole per pole 8 x 1,5 mm² sol / f, 6 x 2,5 mm² sol / f, 4 x 4 mm² sol / f, 2 x 6 mm² sol / f
- cable entries via knockouts, order AKM separately (see cable entry systems LES)
- cable junction box for encapsulating
- for ground installation without live loads or in risk of condensation formation and ingress of liquids
- installation under water without chemical additives up to a depth of 1 meter possible in the long term
- usable for heating cable / heating tape up to max. 70 °C surface temperature
- with sealing compound and sealing plug
- in case of re-installation or testing the sealing compound can be removed easily
- durability of sealing compound to processing ≥ 12 months at a storage temperature of 5 - 35 °C
- enclosure volume 850 ml



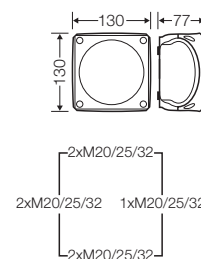
Degree of protection	For totally encapsulated cable junction boxes the degree of protection of enclosures according to DIN EN 60529 is not applicable.
rated insulation voltage	U _i = 690 V a.c./d.c.
current carrying capacity	32 A
tightening torque for terminal	0,7 Nm
material	PC-GFS (polycarbonate)

DK Cable junction boxes
"Waterproof", for encapsulating



WP 0606 G
2.5-6 mm², Cu 3~

- with terminals
- 5-pole per pole 6 x 1,5 mm² sol / f, 4 x 2,5 mm² sol / f, 4 x 4 mm² sol / f, 4 x 6 mm² sol / f, 2 x 10 mm² sol / f
- cable entries via knockouts, order AKM separately (see cable entry systems LES)
- cable junction box for encapsulating
- for ground installation without live loads or in risk of condensation formation and ingress of liquids
- installation under water without chemical additives up to a depth of 1 meter possible in the long term
- usable for heating cable / heating tape up to max. 70 °C surface temperature
- with sealing compound and sealing plug
- in case of re-installation or testing the sealing compound can be removed easily
- durability of sealing compound to processing ≥ 12 months at a storage temperature of 5 - 35 °C
- enclosure volume 850 ml

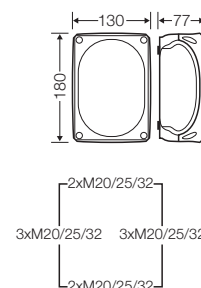


Degree of protection	For totally encapsulated cable junction boxes the degree of protection of enclosures according to DIN EN 60529 is not applicable.
rated insulation voltage	U _i = 690 V a.c./d.c.
current carrying capacity	40 A
tightening torque for terminal	1.5 Nm
material	PC-GFS (polycarbonate)



WP 1006 G
2.5-6 mm², Cu 3~

- with terminals
- 5-pole per pole 6 x 1,5 mm² sol / f, 4 x 2,5 mm² sol / f, 4 x 4 mm² sol / f, 4 x 6 mm² sol / f, 2 x 10 mm² sol / f
- cable entries via knockouts, order AKM separately (see cable entry systems LES)
- cable junction box for encapsulating
- for ground installation without live loads or in risk of condensation formation and ingress of liquids
- installation under water without chemical additives up to a depth of 1 meter possible in the long term
- usable for heating cable / heating tape up to max. 70 °C surface temperature
- with sealing compound and sealing plug
- in case of re-installation or testing the sealing compound can be removed easily
- durability of sealing compound to processing ≥ 12 months at a storage temperature of 5 - 35 °C
- enclosure volume 1200 ml

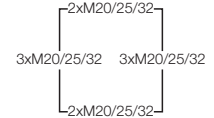
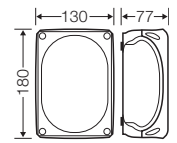


Degree of protection	For totally encapsulated cable junction boxes the degree of protection of enclosures according to DIN EN 60529 is not applicable.
rated insulation voltage	U _i = 690 V a.c./d.c.
current carrying capacity	40 A
tightening torque for terminal	1.5 Nm
material	PC-GFS (polycarbonate)



WP 1010 G
4-10 mm², Cu 3~

- with terminals
- 5-pole per pole 6 x 2.5 mm² sol, 4 x 4 mm² sol, 4 x 6 mm² sol, 4 x 10 mm² sol, 2 x 16 mm² s
- cable entries via knockouts, order AKM separately (see cable entry systems LES)
- cable junction box for encapsulating
- for ground installation without live loads or in risk of condensation formation and ingress of liquids
- installation under water without chemical additives up to a depth of 1 meter possible in the long term
- usable for heating cable / heating tape up to max. 70 °C surface temperature
- with sealing compound and sealing plug
- in case of re-installation or testing the sealing compound can be removed easily
- durability of sealing compound to processing ≥ 12 months at a storage temperature of 5 - 35 °C
- enclosure volume 1200 ml



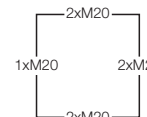
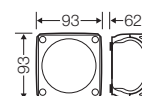
Degree of protection	For totally encapsulated cable junction boxes the degree of protection of enclosures according to DIN EN 60529 is not applicable.
rated insulation voltage	U _i = 690 V a.c./d.c.
current carrying capacity	63 A
tightening torque for terminal	2.0 Nm
material	PC-GFS (polycarbonate)

DK Cable junction boxes
"Waterproof", for encapsulating



WP 0202 B
1.5-2.5 mm², Cu 3~

- with terminals
- 5-pole per pole 8 x 0,75 mm² f, 6 x 1,5 mm² sol / f, 4 x 2,5 mm² sol / f, 2 x 4 mm² sol / f
- cable entries via knockouts, order ASS separately (see cable entry systems LES)
- cable junction box for encapsulating
- for ground installation without live loads or in risk of condensation formation and ingress of liquids
- installation under water without chemical additives up to a depth of 1 meter possible in the long term
- usable for heating cable / heating tape up to max. 70 °C surface temperature
- with sealing compound and sealing plug
- in case of re-installation or testing the sealing compound can be removed easily
- durability of sealing compound to processing ≥ 12 months at a storage temperature of 5 - 35 °C
- enclosure volume 350 ml

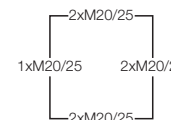
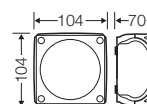


Degree of protection	For totally encapsulated cable junction boxes the degree of protection of enclosures according to DIN EN 60529 is not applicable.
rated insulation voltage	U _i = 690 V a.c./d.c.
current carrying capacity	20 A
tightening torque for terminal	0.5 Nm
material	PC-GFS (polycarbonate)



WP 0402 B
1.5-2.5 mm², Cu 3~

- with terminals
- 5-pole per pole 8 x 0,75 mm² f, 6 x 1,5 mm² sol / f, 4 x 2,5 mm² sol / f, 2 x 4 mm² sol / f
- cable entries via knockouts, order ASS separately (see cable entry systems LES)
- cable junction box for encapsulating
- for ground installation without live loads or in risk of condensation formation and ingress of liquids
- installation under water without chemical additives up to a depth of 1 meter possible in the long term
- usable for heating cable / heating tape up to max. 70 °C surface temperature
- with sealing compound and sealing plug
- in case of re-installation or testing the sealing compound can be removed easily
- durability of sealing compound to processing ≥ 12 months at a storage temperature of 5 - 35 °C
- enclosure volume 500 ml



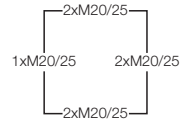
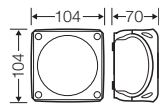
Degree of protection	For totally encapsulated cable junction boxes the degree of protection of enclosures according to DIN EN 60529 is not applicable.
rated insulation voltage	U _i = 690 V a.c./d.c.
current carrying capacity	20 A
tightening torque for terminal	0.5 Nm
material	PC-GFS (polycarbonate)



WP 0404 B

1.5-4 mm², Cu 3~

- with terminals
- 5-pole per pole 8 x 1,5 mm² sol / f, 6 x 2,5 mm² sol / f, 4 x 4 mm² sol / f, 2 x 6 mm² sol / f
- cable entries via knockouts, order ASS separately (see cable entry systems LES)
- cable junction box for encapsulating
- for ground installation without live loads or in risk of condensation formation and ingress of liquids
- installation under water without chemical additives up to a depth of 1 meter possible in the long term
- usable for heating cable / heating tape up to max. 70 °C surface temperature
- with sealing compound and sealing plug
- in case of re-installation or testing the sealing compound can be removed easily
- durability of sealing compound to processing ≥ 12 months at a storage temperature of 5 - 35 °C
- enclosure volume 500 ml



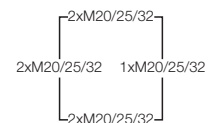
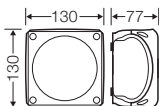
Degree of protection	For totally encapsulated cable junction boxes the degree of protection of enclosures according to DIN EN 60529 is not applicable.
rated insulation voltage	U _i = 690 V a.c./d.c.
current carrying capacity	32 A
tightening torque for terminal	0,7 Nm
material	PC-GFS (polycarbonate)



WP 0604 B

1.5-4 mm², Cu 3~

- with terminals
- 5-pole per pole 8 x 1,5 mm² sol / f, 6 x 2,5 mm² sol / f, 4 x 4 mm² sol / f, 2 x 6 mm² sol / f
- cable entries via knockouts, order ASS separately (see cable entry systems LES)
- cable junction box for encapsulating
- for ground installation without live loads or in risk of condensation formation and ingress of liquids
- installation under water without chemical additives up to a depth of 1 meter possible in the long term
- usable for heating cable / heating tape up to max. 70 °C surface temperature
- with sealing compound and sealing plug
- in case of re-installation or testing the sealing compound can be removed easily
- durability of sealing compound to processing ≥ 12 months at a storage temperature of 5 - 35 °C
- enclosure volume 850 ml



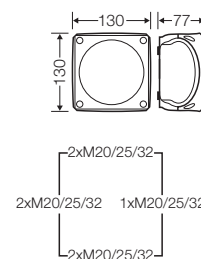
Degree of protection	For totally encapsulated cable junction boxes the degree of protection of enclosures according to DIN EN 60529 is not applicable.
rated insulation voltage	U _i = 690 V a.c./d.c.
current carrying capacity	32 A
tightening torque for terminal	0,7 Nm
material	PC-GFS (polycarbonate)

DK Cable junction boxes
"Waterproof", for encapsulating



WP 0606 B
1.5-6 mm², Cu 3~

- with terminals
- 5-pole per pole 6 x 1,5 mm² sol / f, 4 x 2,5 mm² sol / f, 4 x 4 mm² sol / f, 4 x 6 mm² sol / f, 2 x 10 mm² sol / f
- cable entries via knockouts, order ASS separately (see cable entry systems LES)
- cable junction box for encapsulating
- for ground installation without live loads or in risk of condensation formation and ingress of liquids
- installation under water without chemical additives up to a depth of 1 meter possible in the long term
- usable for heating cable / heating tape up to max. 70 °C surface temperature
- with sealing compound and sealing plug
- in case of re-installation or testing the sealing compound can be removed easily
- durability of sealing compound to processing ≥ 12 months at a storage temperature of 5 - 35 °C
- enclosure volume 850 ml

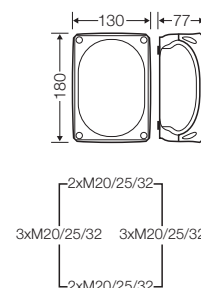


Degree of protection	For totally encapsulated cable junction boxes the degree of protection of enclosures according to DIN EN 60529 is not applicable.
rated insulation voltage	U _i = 690 V a.c./d.c.
current carrying capacity	40 A
tightening torque for terminal	1.5 Nm
material	PC-GFS (polycarbonate)



WP 1006 B
2.5-6 mm², Cu 3~

- with terminals
- 5-pole per pole 6 x 1,5 mm² sol / f, 4 x 2,5 mm² sol / f, 4 x 4 mm² sol / f, 4 x 6 mm² sol / f, 2 x 10 mm² sol / f
- cable entries via knockouts, order ASS separately (see cable entry systems LES)
- cable junction box for encapsulating
- for ground installation without live loads or in risk of condensation formation and ingress of liquids
- installation under water without chemical additives up to a depth of 1 meter possible in the long term
- usable for heating cable / heating tape up to max. 70 °C surface temperature
- with sealing compound and sealing plug
- in case of re-installation or testing the sealing compound can be removed easily
- durability of sealing compound to processing ≥ 12 months at a storage temperature of 5 - 35 °C
- enclosure volume 1200 ml

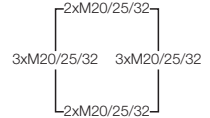
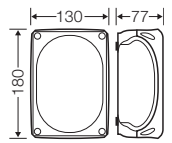


Degree of protection	For totally encapsulated cable junction boxes the degree of protection of enclosures according to DIN EN 60529 is not applicable.
rated insulation voltage	U _i = 690 V a.c./d.c.
current carrying capacity	40 A
tightening torque for terminal	1.5 Nm
material	PC-GFS (polycarbonate)



WP 1010 B
4-10 mm², Cu 3~


- with terminals
- 5-pole per pole 6 x 2.5 mm² sol, 4 x 4 mm² sol, 4 x 6 mm² sol, 4 x 10 mm² sol, 2 x 16 mm² s
- cable entries via knockouts, order ASS separately (see cable entry systems LES)
- cable junction box for encapsulating
- for ground installation without live loads or in risk of condensation formation and ingress of liquids
- installation under water without chemical additives up to a depth of 1 meter possible in the long term
- usable for heating cable / heating tape up to max. 70 °C surface temperature
- with sealing compound and sealing plug
- in case of re-installation or testing the sealing compound can be removed easily
- durability of sealing compound to processing ≥ 12 months at a storage temperature of 5 - 35 °C
- enclosure volume 1200 ml



Degree of protection	For totally encapsulated cable junction boxes the degree of protection of enclosures according to DIN EN 60529 is not applicable.
rated insulation voltage	U _i = 690 V a.c./d.c.
current carrying capacity	63 A
tightening torque for terminal	2.0 Nm
material	PC-GFS (polycarbonate)

DK Cable junction boxes


"Waterproof", for encapsulating



GH 0350

Set sealing compound, 350 ml


- as spares
- sealing compound for refilling after changes or repairs
- durability of sealing compound to processing ≥ 12 months at a storage temperature of 5 - 35 °C



GH 0500

Set sealing compound, 500 ml


- as spares
- sealing compound for refilling after changes or repairs
- durability of sealing compound to processing ≥ 12 months at a storage temperature of 5 - 35 °C



GH 0850

Set sealing compound, 850 ml

- as spares
- sealing compound for refilling after changes or repairs
- durability of sealing compound to processing ≥ 12 months at a storage temperature of 5 - 35 °C



GH 1200

Set sealing compound, 1200 ml

- as spares
- sealing compound for refilling after changes or repairs
- durability of sealing compound to processing ≥ 12 months at a storage temperature of 5 - 35 °C




 LISTED
 Junction Box
 46 RB



DK Cable junction boxes

Weatherproof, for outdoor installation
Approved for United States and Canada (UL/CSA)
Box walls without knockouts

- For outdoor installation
- Cable junction boxes with external brackets made of stainless steel.
- Cable entries can be drilled individually.
- Labelling system: label template in the Internet at www.hensel-electric.de - downloads
- Stainless steel cover screws with quick fastening metric thread. Reducing cover fixing time. Cable entry through the bottom of the box via integrated elastic membrane.
- Halogen-free: low toxicity, low fume development
- Weatherproof: UV-resistant, rainwater-proof, temperature-resistant
- Material: PC-GFS polycarbonate
- Burning behaviour: Glow wire test in accordance with IEC 60695-2-11: 960 °C, flame-retardant, self-extinguishing
- Colour: grey RAL 7035

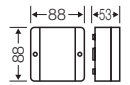
DK Cable junction boxes

"Weatherproof" for outdoor installation, approved for United States and Canada (UL/CSA)
Box walls without knockouts



KF 7020

- without terminals
- with UL/CSA approval
- box walls without knockouts
- wall surface can be drilled individually for cable entry M20, NPT 3/8" and NPT 1/2"

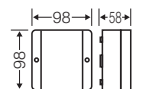


wall thickness of the bottom part	2.3 mm
external brackets	2
material	PC-GFS (polycarbonate)



KF 7040

- without terminals
- with UL/CSA approval
- box walls without knockouts
- wall surface can be drilled individually for cable entry M20, NPT 3/8" and NPT 1/2"

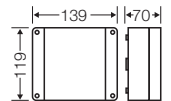


wall thickness of the bottom part	2.3 mm
external brackets	2
material	PC-GFS (polycarbonate)



KF 7060

- without terminals
- with UL/CSA approval
- box walls without knockouts
- wall surface can be drilled individually for cable entry M20/25/32, NPT 3/8", NPT 1/2" and NPT 3/4"

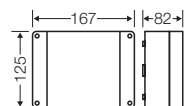


wall thickness of the bottom part	2.6 mm
external brackets	2
material	PC-GFS (polycarbonate)



KF 7100

- without terminals
- with UL/CSA approval
- box walls without knockouts
- wall surface can be drilled individually for cable entry M20/25/32, NPT 3/8", NPT 1/2", NPT 3/4" and 1"



wall thickness of the bottom part	2.8 mm
external brackets	2
material	PC-GFS (polycarbonate)

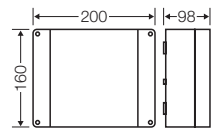
DK Cable junction boxes

„Weatherproof“ for outdoor installation, approved for United States and Canada (UL/CSA)
 Box walls without knockouts



KF 7250

- without terminals
- with UL/CSA approval
- box walls without knockouts
- wall surface can be drilled individually for cable entry M20/25/32, NPT 3/8", NPT 1/2", NPT 3/4" and 1"



wall thickness of the bottom part	3 mm
external brackets	4
material	PC-GFS (polycarbonate)

Safety in the event of a fire

Cable junction boxes from Hensel are tested for insulation integrity PH120 and intrinsic fire resistance in electrical systems E30/E60/E90

Especially in buildings with public traffic as department stores, airports, hospitals, etc. and other public places security is top priority. The emergency power supply in accordance with regional building regulations is generally required. In the event of fire, the functional integrity of the emergency power supply must be guaranteed for a specific period of time. This ensures that electric devices, such as emergency lighting, lifts, smoke extractors, alarms, etc. remain operational for 30, 60 or 90 minutes and that people can leave the building and rescue services can work in case of fire. In addition to these requirements electrical installation systems must fulfill especially the electrical parameters with all components.

Generally two, but different standards and testing procedures have been established.



Insulation integrity PH120

Testing for resistance to fire of unprotected cable lines (cables with cable junction boxes) for use in emergency circuits. This test method considers single tested products regardless of their usage.

This test determines the period for which a mechanically unloaded cable maintains a minimum insulation integrity under fire exposure.

The test is passed, if after a test period of 120 minutes the current still flows and no short circuit or cable break can be detected. The tested product achieves PH120 Classification.

Testing for insulation integrity is a hardness test, which only high quality materials can pass.

Complete cable installations are not subject of this test.

Hensel products comply with the PH120 Classification of standard BS EN 50200. Local requirements must be considered additionally. E.g. British Standard BS 5839-1:2013 places additional demands to enhance the fire-resisting level.

Testing for insulation integrity PH120:
BS EN 50200 (> 842 °C)

Cable junction boxes with connected cables after testing



DIN 4102-12 Intrinsic fire resistance for	Classifica- tion
30 minutes	E30
60 minutes	E60
90 minutes	E90

Intrinsic fire resistance E30/E60/E90 places higher demands

In contrast to insulation integrity, the testing of intrinsic fire resistance accesses not just a single test product, but the cable system as a whole including all components.

The German standard DIN 4102-12 sets the requirements on a complete cable system to achieve the functional integrity in the event of fire.

The classifications E30, E60, E90 indicate the period for which a complete cable system ensures functional integrity so that emergency power supply remains operational in case of fire, for example E90 is 90 minutes.

The test approves a cable system as a whole under real-life conditions including all components as support systems, ca-

ble junction boxes and mounting device.

Testing of functional integrity sets extreme but realistic demands on a complete cable system in combination with all installed components.

Therefore this method of test allows meaningful conclusions to be drawn on the realistic behaviour in the event of fire (full intrinsic fire resistance).

Testing on functional integrity E30/E60/E90 of cable systems in the event of fire: DIN 4102-12 (E30-E90) German Standard

Reliable power supply - even in the event of fire!



Planning process for intrinsic fire resistance and insulation integrity

1. Requirements

Country-specific requirements and national laws have to be observed!

The relevant local regulations of legislators, fire brigades or similar services, which are placed on the building and its use must be observed.

2. E30 / E60 / E90 PH120?

Are there any requirements for

- intrinsic fire resistance in electrical installations E30/E60/E90 or
- insulation integrity PH120 according to BS EN 50200?

3. Selection of material

Selection should be carried out according to

- intrinsic fire resistance E30 or E90 or insulation integrity e.g. PH120
- cable junction or cable connection
- installation procedure in buildings
- type of cable installation
- anchoring method on the building material
- approval of materials according to certificate

4. Manufacturer

Country-specific requirements and national laws have to be observed!


The selection of a cable manufacturer is carried out according to

- type of cable installation
- required cable junction or cable connection

5. Operating

Country-specific requirements and national laws have to be observed!

Professional execution of the installation work.



DK Cable junction boxes

**Approved for intrinsic fire resistance and insulation integrity
With included grommets**

- Intrinsic fire resistance in accordance with DIN 4102 part 12 (German standard) in combination with function-retaining cables
- Insulation integrity PH120 in accordance with BS EN 50200 in combination with insulation retaining cables
- Included screw anchors, connecting terminal made from ceramic with resistance to high temperatures E30 - E90 and cable entries as standard
- Multi-level knockouts for cable glands in different sizes
- Closes quickly by a quarter turn – closed position is visible
- Material: PC-GFS polycarbonate
- Colour: orange, RAL 2003
- Glow wire test in accordance with IEC 60695-2-11: 960 °C, flame-retardant, self-extinguishing
- Resistance to impact: IK 09 (10 Joule)
- Degree of protection: IP 65/66

DK Cable junction boxes

**Approved for intrinsic fire resistance and insulation integrity
With included grommets**

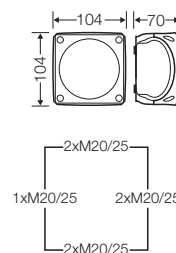


FK 0402 NEW

**Cable junction box 1.5 mm², Cu
Connection box 1.5-2.5 mm², Cu**

- 5-pole per pole 4 x 1.5 mm² sol and 2 x 2.5 mm² sol
- connecting terminal made from ceramic with resistance to high temperatures
- included cable entry: 3 EDKF 25, sealing range: Ø 9-17 mm, IP 65
- IP 66 using AKMF cable glands, please order separately
- intrinsic fire resistance in accordance with DIN 4102 Part 12 (German standard) in combination with function-retaining cables
- tested with the cable manufacturer Dätwyler and Eupen for the intrinsic fire resistance E30 up to E90, see test certificate no.: P-MPA-E-15-018, valid until 27 January 2021, download available from www.hensel-electric.de > type - documents
- tested for insulation integrity PH120 in combination with insulation retaining cables in accordance with BS EN 50200, see test certificate, download available from www.hensel-electric.de > type - documents
- screw anchors enclosed can be used for concrete C20/25, limestone blocks KSV 12, building bricks MZ 12 and clinker bricks KS 12
- for normal environment and protected outdoor

PH120	E30 E60 E90	IP 65/66
-------	-------------------	-------------



rated insulation voltage	$U_i = 400 \text{ V a.c./d.c.}$
current carrying capacity	24 A
tightening torque for terminal	0.5 Nm
material	PC (polycarbonate)

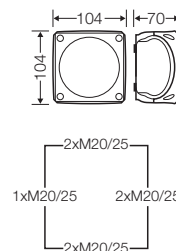


FK 0404 NEW

**Cable junction box 1.5-2.5 mm², Cu
Connection box 1.5-4 mm², Cu**

- 5-pole per pole 8 x 1.5 mm² sol, 4 x 2.5 mm² sol, 2 x 4 mm² sol
- connecting terminal made from ceramic with resistance to high temperatures
- included cable entry: 3 EDKF 25, sealing range: Ø 9-17 mm, IP 65
- IP 66 using AKMF cable glands, please order separately
- intrinsic fire resistance in accordance with DIN 4102 Part 12 (German standard) in combination with function-retaining cables
- tested with the cable manufacturer Dätwyler and Eupen for the intrinsic fire resistance E30 up to E90, see test certificate no.: P-MPA-E-15-018, valid until 27 January 2021, download available from www.hensel-electric.de > type - documents
- tested for insulation integrity PH120 in combination with insulation retaining cables in accordance with BS EN 50200, see test certificate, download available from www.hensel-electric.de > type - documents
- screw anchors enclosed can be used for concrete C20/25, limestone blocks KSV 12, building bricks MZ 12 and clinker bricks KS 12
- for normal environment and protected outdoor

PH120	E30 E60 E90	IP 65/66
-------	-------------------	-------------



rated insulation voltage	$U_i = 400 \text{ V a.c./d.c.}$
current carrying capacity	32 A
tightening torque for terminal	1.2 Nm
material	PC (polycarbonate)

DK Cable junction boxes

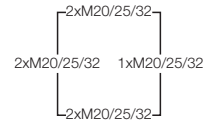
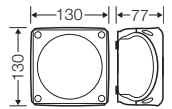
**Approved for intrinsic fire resistance and insulation integrity
With included grommets**



FK 0604 NEW

**Cable junction box 1.5-2.5 mm², Cu
Connection box 1.5-6 mm², Cu**

- 5-pole per pole 8 x 1.5 mm² sol, 4 x 2.5 mm² sol, 2 x 4 mm² sol, 2 x 6 mm² sol
- connecting terminal made from ceramic with resistance to high temperatures
- included cable entry: 3 EDKF 32, sealing range: 8-23 mm, IP 65
- IP 66 using AKMF cable glands, please order separately
- intrinsic fire resistance in accordance with DIN 4102 Part 12 (German standard) in combination with function-retaining cables
- tested with the cable manufacturer Dätwyler and Eupen for the intrinsic fire resistance E30 up to E90, see test certificate no.: P-MPA-E-15-018, valid until 27 January 2021, download available from www.hensel-electric.de > type - documents
- tested for insulation integrity PH120 in combination with insulation retaining cables in accordance with BS EN 50200, see test certificate, download available from www.hensel-electric.de > type - documents
- screw anchors enclosed can be used for concrete C20/25, limestone blocks KSV 12, building bricks MZ 12 and clinker bricks KS 12
- for normal environment and protected outdoor



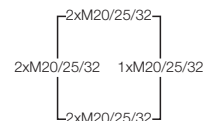
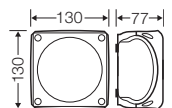
rated insulation voltage	$U_i = 400 \text{ V a.c./d.c.}$
current carrying capacity	41 A
tightening torque for terminal	1.2 Nm
material	PC (polycarbonate)



FK 0606 NEW

**Cable junction box 1.5-6 mm², Cu
Connection box 1.5-6 mm², Cu**

- 5-pole per pole 12 x 1.5 mm² sol, 8 x 2.5 mm² sol, 6 x 4 mm² sol, 4 x 6 mm² sol
- connecting terminal made from ceramic with resistance to high temperatures
- included cable entry: 3 EDKF 32, sealing range: 8-23 mm, IP 65
- IP 66 using AKMF cable glands, please order separately
- intrinsic fire resistance in accordance with DIN 4102 Part 12 (German standard) in combination with function-retaining cables
- tested with the cable manufacturer Dätwyler and Eupen for the intrinsic fire resistance E30 up to E90, see test certificate no.: P-MPA-E-15-018, valid until 27 January 2021, download available from www.hensel-electric.de > type - documents
- tested for insulation integrity PH120 in combination with insulation retaining cables in accordance with BS EN 50200, see test certificate, download available from www.hensel-electric.de > type - documents
- screw anchors enclosed can be used for concrete C20/25, limestone blocks KSV 12, building bricks MZ 12 and clinker bricks KS 12
- for normal environment and protected outdoor



rated insulation voltage	$U_i = 400 \text{ V a.c./d.c.}$
current carrying capacity	41 A
tightening torque for terminal	2.0 Nm
material	PC (polycarbonate)

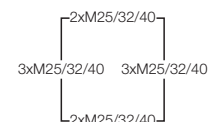
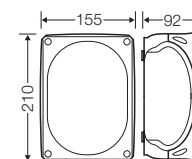
DK Cable junction boxes

Approved for intrinsic fire resistance and insulation integrity
With included grommets

FK 1606 NEW
Cable junction box 1.5-6 mm², Cu
Connection box 1.5-6 mm², Cu

- 5 terminals per pole 12 x 1,5 mm² sol, 8 x 2,5 mm² sol, 6 x 4 mm² sol, 4 x 6 mm² sol
- terminal for 4 x 1,5 mm² sol or 2 x 2,5 mm² sol and PE terminal
- connecting terminal made from ceramic with resistance to high temperatures
- included cable entry: 3 EDKF 32, sealing range: 8-23 mm, IP 65
- IP 66 using AKMF cable glands, please order separately
- intrinsic fire resistance in accordance with DIN 4102 Part 12 (German standard) in combination with function-retaining cables
- tested with the cable manufacturer Dätwyler and Eupen for the intrinsic fire resistance E30 up to E90, see test certificate no.: P-MPA-E-15-018, valid until 27 January 2021, download available from www.hensel-electric.de > type - documents
- tested for insulation integrity PH120 in combination with insulation retaining cables in accordance with BS EN 50200, see test certificate, download available from www.hensel-electric.de > type - documents
- screw anchors enclosed can be used for concrete C20/25, limestone blocks KSV 12, building bricks MZ 12 and clinker bricks KS 12
- for normal environment and protected outdoor

PH120	E30 E60 E90	IP 65/66
-------	-------------------	-------------

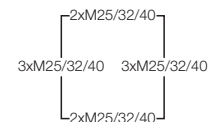
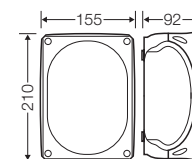


rated insulation voltage	$U_i = 400 \text{ V a.c./d.c.}$
current carrying capacity	41 A
tightening torque for terminal	2.0 Nm 0.5 Nm
material	PC (polycarbonate)

FK 1608 NEW
Cable junction box 1.5 mm², Cu
Connection box 1.5-2.5 mm², Cu

- 10-pole per pole 4 x 1.5 mm² sol and 2 x 2.5 mm² sol
- connecting terminal made from ceramic with resistance to high temperatures
- included cable entry: 4 EDKF 25, sealing range: Ø 9-17 mm, IP 65
- IP 66 using AKMF cable glands, please order separately
- intrinsic fire resistance in accordance with DIN 4102 Part 12 (German standard) in combination with function-retaining cables
- tested with the cable manufacturer Dätwyler and Eupen for the intrinsic fire resistance E30 up to E90, see test certificate no.: P-MPA-E-15-018, valid until 27 January 2021, download available from www.hensel-electric.de > type - documents
- tested for insulation integrity PH120 in combination with insulation retaining cables in accordance with BS EN 50200, see test certificate, download available from www.hensel-electric.de > type - documents
- screw anchors enclosed can be used for concrete C20/25, limestone blocks KSV 12, building bricks MZ 12 and clinker bricks KS 12
- for normal environment and protected outdoor

PH120	E30 E60 E90	IP 65/66
-------	-------------------	-------------



rated insulation voltage	$U_i = 400 \text{ V a.c./d.c.}$
current carrying capacity	24 A
tightening torque for terminal	0.5 Nm
material	PC (polycarbonate)

DK Cable junction boxes

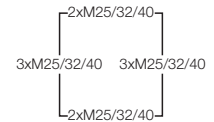
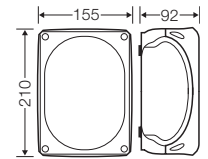
**Approved for intrinsic fire resistance and insulation integrity
With included grommets**



FK 1610 NEW

**Cable junction box 1.5-2.5 mm², Cu
Connection box 1.5-10 mm², Cu**

- 5-pole per pole 8 x 1.5 mm² sol, 4 x 2.5 mm² sol, 2 x 4 mm² sol, 2 x 6 mm² sol, 2 x 10 mm² sol
- connecting terminal made from ceramic with resistance to high temperatures
- included cable entry: 3 EDKF 32, sealing range: 8-23 mm, IP 65
- IP 66 using AKMF cable glands, please order separately
- intrinsic fire resistance in accordance with DIN 4102 Part 12 (German standard) in combination with function-retaining cables
- tested with the cable manufacturer Dätwyler and Eupen for the intrinsic fire resistance E30 up to E90, see test certificate no.: P-MPA-E-15-018, valid until 27 January 2021, download available from www.hensel-electric.de > type - documents
- tested for insulation integrity PH120 in combination with insulation retaining cables in accordance with BS EN 50200, see test certificate, download available from www.hensel-electric.de > type - documents
- screw anchors enclosed can be used for concrete C20/25, limestone blocks KSV 12, building bricks MZ 12 and clinker bricks KS 12
- for normal environment and protected outdoor



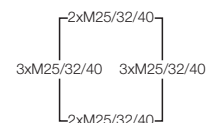
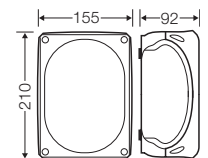
rated insulation voltage	$U_i = 400 \text{ V a.c./d.c.}$
current carrying capacity	57 A
tightening torque for terminal material	1.2 Nm
	PC (polycarbonate)




FK 1616 NEW

**Cable junction box 1.5-6 mm², Cu
Connection box 1.5-16 mm², Cu**

- 5-pole per pole 12 x 1.5 mm² sol, 8 x 2.5 mm² sol, 6 x 4 mm² sol, 4 x 6 mm² sol, 2 x 10 mm² sol, 2 x 16 mm² r
- connecting terminal made from ceramic with resistance to high temperatures
- included cable entry: 3 EDKF 40, sealing range: 11-30 mm, IP 65
- IP 66 using AKMF cable glands, please order separately
- intrinsic fire resistance in accordance with DIN 4102 Part 12 (German standard) in combination with function-retaining cables
- tested with the cable manufacturer Dätwyler and Eupen for the intrinsic fire resistance E30 up to E90, see test certificate no.: P-MPA-E-15-018, valid until 27 January 2021, download available from www.hensel-electric.de > type - documents
- tested for insulation integrity PH120 in combination with insulation retaining cables in accordance with BS EN 50200, see test certificate, download available from www.hensel-electric.de > type - documents
- screw anchors enclosed can be used for concrete C20/25, limestone blocks KSV 12, building bricks MZ 12 and clinker bricks KS 12
- for normal environment and protected outdoor



rated insulation voltage	$U_i = 400 \text{ V a.c./d.c.}$
current carrying capacity	76 A
tightening torque for terminal material	2.0 Nm
	PC (polycarbonate)



DK Cable junction boxes

Approved for intrinsic fire resistance and insulation integrity
Cable entry via mounted grommets

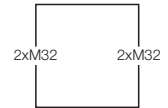
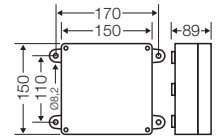
- Intrinsic fire resistance in accordance with DIN 4102 part 12 (German standard) in combination with function-retaining cables
- Insulation integrity PH 120 in accordance with BS EN 50200 in combination with insulation retaining cables
- Protection against accidental contact is ensured by the enclosure
- External brackets for fastening
- Cable junction box for tunnel application for large conductor cross-sections up to 50 mm²
- Communication junction box E30 for the installation of connecting device for telecommunications
- Material: sheet steel, powder-coated
- Colour: orange, RAL 2003
- Resistance to impact: IK 10 (20 Joule)
- Degree of protection: IP 66
- Low fire load



FK 9025

**Cable junction box Ø 0.8 mm / 0.5-1.5 mm², Cu
Connection box Ø 0.8 mm / 0.5-4 mm², Cu**

- 5-pole per pole 4 x Ø 0.8 mm / 0.5 mm² sol, 4 x 1.5 mm² sol, 2 x 2.5 mm² sol, 2 x 4 mm² sol
- connecting terminal made from ceramic with resistance to high temperatures
- mounted grommets 4 EDKF 32, sealing range: Ø 8-23 mm, closed
- intrinsic fire resistance in accordance with DIN 4102 Part 12 (German standard) in combination with function-retaining cables
- Tested with cable manufacturers Dätwyler, Eupen, Nexans, Studer, Pirelli and Lynenwerk for the intrinsic fire resistance E30 and E90, see test certificate no.: P-MPA-E-02-032, valid till March 20, 2018, download available from www.hensel-electric.de
- tested for insulation integrity PH120 in combination with insulation retaining cables in accordance with BS EN 50200, see test certificate, download available from www.hensel-electric.de > type - documents
- mounted using exterior wall fixings, bore hole 8.2 mm (for dowels refer to technical data)
- for normal environment and protected outdoor



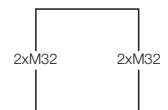
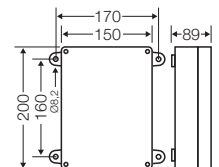
rated insulation voltage	U _i = 400 V a.c./d.c.
current carrying capacity	32 A
tightening torque for terminal	0.5 Nm
material	sheet steel, powder-coated



FK 9105

**Cable junction box 1.5-4 mm², Cu
Connection box 1.5-10 mm², Cu**

- 5-pole per pole 4 x 1.5 mm² sol, 4 x 2.5 mm² sol, 4 x 4 mm² sol, 2 x 6 mm² sol, 2 x 10 mm² sol
- connecting terminal made from ceramic with resistance to high temperatures
- mounted grommets 4 EDKF 32, sealing range: Ø 8-23 mm, closed
- intrinsic fire resistance in accordance with DIN 4102 Part 12 (German standard) in combination with function-retaining cables
- Tested with cable manufacturers Dätwyler, Eupen, Nexans, Studer, Pirelli and Lynenwerk for the intrinsic fire resistance E30 and E90, see test certificate no.: P-MPA-E-02-032, valid till March 20, 2018, download available from www.hensel-electric.de
- tested for insulation integrity PH120 in combination with insulation retaining cables in accordance with BS EN 50200, see test certificate, download available from www.hensel-electric.de > type - documents
- mounted using exterior wall fixings, bore hole 8.2 mm (for dowels refer to technical data)
- for normal environment and protected outdoor



rated insulation voltage	U _i = 400 V a.c./d.c.
current carrying capacity	40 A
tightening torque for terminal	1.2 Nm
material	sheet steel, powder-coated

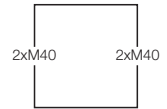
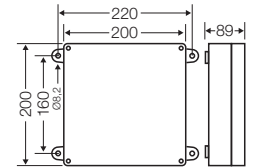
DK Cable junction boxes

Approved for intrinsic fire resistance and insulation integrity
Cable entry via mounted grommets

**FK 9255**

Cable junction box 1.5-6 mm², Cu
Connection box 1.5-16 mm², Cu

- 5-pole per pole 4 x 1.5 mm² sol, 4 x 2.5 mm² sol, 4 x 4 mm² sol, 4 x 6 mm² sol, 2 x 10 mm² sol, 2 x 16 mm² r (remove cable protection)
- connecting terminal made from ceramic with resistance to high temperatures
- mounted grommets 4 EDKF 40, sealing range Ø 11-30 mm, closed
- intrinsic fire resistance in accordance with DIN 4102 Part 12 (German standard) in combination with function-retaining cables
- Tested with cable manufacturers Dätwyler, Eupen, Nexans, Studer, Pirelli and Lynenwerk for the intrinsic fire resistance E30 and E90, see test certificate no.: P-MPA-E-02-032, valid till March 20, 2018, download available from www.hensel-electric.de
- tested for insulation integrity PH120 in combination with insulation retaining cables in accordance with BS EN 50200, see test certificate, download available from www.hensel-electric.de > type - documents
- mounted using exterior wall fixings, bore hole 8.2 mm (for dowels refer to technical data)
- for normal environment and protected outdoor



rated insulation voltage	$U_i = 400 \text{ V a.c./d.c.}$
current carrying capacity	63 A
tightening torque for terminal	2.0 Nm
material	sheet steel, powder-coated

DK Cable junction boxes

Approved for intrinsic fire resistance
Cable entry via mounted grommets



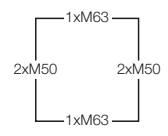
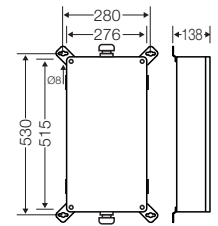
FK 6505

Cable junction box E90 16-35 mm², Cu, "r"
Connection box E90 16-50 mm², Cu, "r"

- 5-pole per pole 6 x 16 mm² r, 4 x 25 mm² r, 4 x 35 mm² r, 2 x 50 mm² r
- connecting terminal made from ceramic with resistance to high temperatures
- mounted cable entries 2 ASS 63, sealing range Ø 20-48 mm
- on the longitudinal sides each with 2 locking screws M 50
- intrinsic fire resistance in accordance with DIN 4102 Part 12 (German standard) in combination with function-retaining cables
- Tested with cable manufacturers Dätwyler, Prysmian and Eupen for the intrinsic fire resistance E90, see test certificate no.: P-1011 DMT DO, download at www.hensel-electric.de > Type - Documents
- mounted using exterior wall fixings, keyhole 8 mm (dowel refer to technical data)
- for normal environment and protected outdoor

E30
E60
E90

IP 65



rated insulation voltage	U _i = 690 V a.c./d.c.
current carrying capacity	150 A
tightening torque for terminal material	4.0 Nm
	External brackets for wall fixing: Stainless steel 1.4462, resistance class IV
	Enclosure including lid and outer screws: Stainless steel 1.4571, resistance class III powder-coated

For tunnel application stainless steel enclosures are required.



DK Cable junction boxes

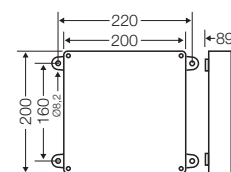
Approved for intrinsic fire resistance
Cable entry via mounted grommets



FK 9259

Cable junction box 1.5-10 mm², Cu

- cable junction box with fused outgoing unit
- D 01 neozed fuse base
- 5-pole terminal with 2 connecting terminals, 2 junction terminals and 2 PE terminals, each 1.5-10 mm² sol
- terminal block made from ceramic with resistance to high temperatures
- mounted grommets 4 EDKF 40, sealing range Ø 11-30 mm, closed
- intrinsic fire resistance E30 in accordance with DIN 4102 part 12
- the use of this equipment requires the approval from the building and regulatory authorities for the individual case
- Tested with cable manufacturers Dätwyler and Nexans for the intrinsic fire resistance E30, see test certificate no.: P-MPA-E-02-032, valid till March 20, 2018, download available from www.hensel-electric.de
- mounted using exterior wall fixings, bore hole 8.2 mm (for dowels refer to technical data)
- for normal environment and protected outdoor

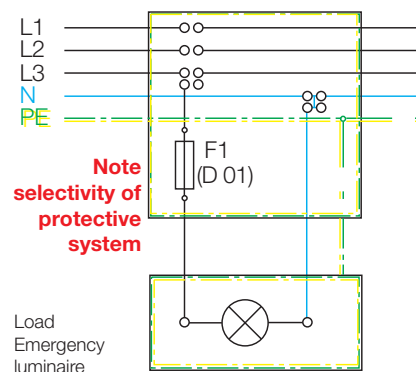


rated insulation voltage	U _i = 400 V a.c.
current carrying capacity	40 A
tightening torque for terminal	2.0 -2.4 Nm
material	sheet steel, powder-coated

FK 9259, with fused outgoing circuit

Can be used in emergency lighting in installations that cover a large area (e.g. tunnels). The use of a fused branch circuit makes it possible to supply a group of emergency luminaires with one supply lead. If one or several emergency luminaires are damaged during a fire, the back-up fuse is tripped and ensures that the power supply of the common supply lead is maintained.

The use of this equipment requires approval from the planning department and building control office for individual cases.



DK Cable junction boxes

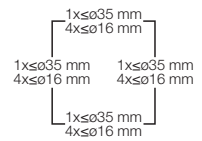
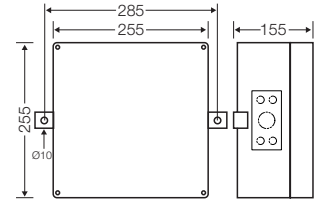
Approved for intrinsic fire resistance
Communication box



FK 5000

Communication junction box E30 for the installation of connecting device for telecommunications

- without terminals
- with mounting brackets for the installation of connecting device for telecommunications
- intrinsic fire resistance in accordance with DIN 4102 Part 12 (German standard) in combination with function-retaining cables
- cable entry via integrated elastic membranes
- cable entry on 4 sides each 1 x up to Ø 36 mm and 4 x up to Ø 14 mm
- the attached screw anchors must be used for concrete ≥ C20/25, B25 up to ≤ C50/60, B55
- the use of this equipment requires the approval from the building and regulatory authorities for the individual case
- general approval by the German building authorities DIBt: Z-86.1-37, Celsion fire protection systems, download at www.hensel-electric.de > FK 5000 - documents



material

sheet steel, powder-coated



FK 5110

Connecting device for telecommunications screwless for 10 pairs

- LSA connection technology, solder and screwless, no insulation removal is required
- for installation on mounting brackets in FK 5000
- suitable for a solid conductor with diameter of 0.4 up to 0.8 mm or for two identical solid conductors with diameters of 0.4 up to 0.65 mm
- outer diameter of insulation 0.7 up to 1.6 mm
- with fixing screws

rated insulation voltage	U _i = 100 V a.c. U _i = 125 V d.c.
current carrying capacity	Solid conductor up to Ø 0.6 mm max. 2.1 A Solid conductor Ø 0.8 mm max. 5.0 A



FK 5120

Connecting device for telecommunications screwless for 20 pairs

- LSA connection technology, solder and screwless, no insulation removal is required
- for installation on mounting brackets in FK 5000
- suitable for a solid conductor with diameter of 0.4 up to 0.8 mm or for two identical solid conductors with diameters of 0.4 up to 0.65 mm
- outer diameter of insulation 0.7 up to 1.6 mm
- with fixing screws

rated insulation voltage	U _i = 100 V a.c. U _i = 125 V d.c.
current carrying capacity	Solid conductor up to Ø 0.6 mm max. 2.1 A Solid conductor Ø 0.8 mm max. 5.0 A

DK Cable junction boxes

Approved for intrinsic fire resistance
Communication box

**FK 5210**

Connecting device for telecommunications
Screw-type connection for 10 pairs

- screw/screw connection technology
- for installation on mounting brackets in FK 5000
- suitable for a solid conductor with diameter of 0.4 up to 0.8 mm or for two identical solid conductors with diameters of 0.4 up to 0.65 mm
- with fixing screws
- with labelling strips

rated insulation voltage	U _i = 100 V a.c. U _i = 125 V d.c.
current carrying capacity	Solid conductor up to Ø 0.6 mm max. 2.1 A Solid conductor Ø 0.8 mm max. 5.0 A

**FK 5220**

Connecting device for telecommunications
screw-type connection for 20 pairs

- screw/screw connection technology
- for installation on mounting brackets in FK 5000
- suitable for a solid conductor with diameter of 0.4 up to 0.8 mm or for two identical solid conductors with diameters of 0.4 up to 0.65 mm
- with fixing screws
- with labelling strips

rated insulation voltage	U _i = 100 V a.c. U _i = 125 V d.c.
current carrying capacity	Solid conductor up to Ø 0.6 mm max. 2.1 A Solid conductor Ø 0.8 mm max. 5.0 A



AKMF 20 NEW

Cable glands for knockouts M 20

- sealing range Ø 6,5-13,5 mm
- ISO thread M 20 x 1.5
- bore-hole: Ø 20.3 mm
- wall thickness up to 3 mm
- with strain relief and locknut
- for indoor - normal environment and (or) protected outdoor installation
- ambient temperature - 25 °C to + 55 °C
- glow wire test IEC 60695-2-11: 960 °C

tightening torque	4,0 Nm
-------------------	--------



AKMF 25 NEW

Cable glands for knockouts M 25

- sealing range Ø 11-17 mm
- ISO thread M 25 x 1.5
- bore-hole: Ø 25.3 mm
- wall thickness up to 3 mm
- with strain relief and locknut
- for indoor - normal environment and (or) protected outdoor installation
- ambient temperature - 25 °C to + 55 °C
- glow wire test IEC 60695-2-11: 960 °C

tightening torque	7,5 Nm
-------------------	--------



AKMF 32 NEW

Cable glands for knockouts M 32

- sealing range Ø 15-21 mm
- ISO thread M 32 x 1.5
- bore-hole: Ø 32.3 mm
- wall thickness up to 3 mm
- with strain relief and locknut
- for indoor - normal environment and (or) protected outdoor installation
- ambient temperature - 25 °C to + 55 °C
- glow wire test IEC 60695-2-11: 960 °C

tightening torque	10.0 Nm
-------------------	---------



AKMF 40 NEW

Cable glands for knockouts M 40

- sealing range: Ø 19-28 mm
- ISO thread M 40 x 1.5
- bore-hole: Ø 40.3 mm
- wall thickness up to 3 mm
- with strain relief and locknut
- for indoor - normal environment and (or) protected outdoor installation
- ambient temperature - 25 °C to + 55 °C
- glow wire test IEC 60695-2-11: 960 °C

tightening torque	10.0 Nm
-------------------	---------



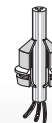
DK Cable junction boxes

Approved for intrinsic fire resistance
Cable entry

**EDKF 20****Grommets
for knockouts M 20**

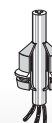
- sealing range: Ø 6-13 mm
- bore-hole: Ø 20.5 mm
- wall thickness 1.5-3.5 mm
- for indoor - normal environment and (or) protected outdoor installation
- ambient temperature - 25° to + 35 °C
- glow wire test IEC 60695-2-11: 750 °C

IP
65/66

**EDKF 25****Grommets
for knockouts M 25**

- sealing range: Ø 9-17 mm
- bore-hole: Ø 25.5 mm
- wall thickness 1.5-3.5 mm
- for indoor - normal environment and (or) protected outdoor installation
- ambient temperature - 25° to + 35 °C
- glow wire test IEC 60695-2-11: 750 °C

IP
65/66

**EDKF 32****Grommets
for knockouts M 32**

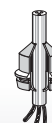
- sealing range: Ø 8-23 mm
- bore-hole: Ø 32.5 mm
- wall thickness 1.5-3.5 mm
- for indoor - normal environment and (or) protected outdoor installation
- ambient temperature - 25° to + 35 °C
- glow wire test IEC 60695-2-11: 750 °C

IP
65/66

**EDKF 40****Grommets
for knockouts M 40**

- sealing range: Ø 11-30 mm
- bore-hole: Ø 40.5 mm
- wall thickness 1.5-3.5 mm
- for indoor - normal environment and (or) protected outdoor installation
- ambient temperature - 25° to + 35 °C
- glow wire test IEC 60695-2-11: 750 °C

IP
65/66





DK Cable junction boxes

For normal environment and protected outdoor

For safety lighting circuits

For equipotential bonding conductors

Cable entry via metric knockouts

- Cable junction box with red lid for safety lighting circuits
- Terminal box for equipotential bonding conductors
- Degree of protection IP 65 using ASM cable glands, available as accessory
- Labelling system for circuit description: template in the Internet at www.hensel-electric.de - downloads
- Stainless steel cover screws with quick fastening metric thread
- Material: PS (polystyrene)
- Burning behaviour: glow wire test in accordance with IEC 60695-2-11: 750 °C, flame-retardant, self-extinguishing
- Colour: grey, RAL 7035 with red lid RAL 3000

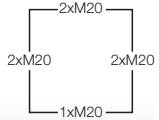
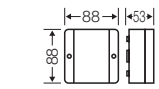
DK Cable junction boxes

For safety lighting circuits
Cable entry via metric knockouts



D 9225
1.5-2.5 mm², Cu 3~

- with terminals
- 5-pole per pole 6 x 1.5 mm² sol, 4 x 2.5 mm² sol, 3 x 4 mm² sol
- included cable entry: 4 ESM 20, sealing range Ø 6-13 mm
- for safety lighting circuits
- with red lid RAL 3000
- for normal environment and protected outdoor

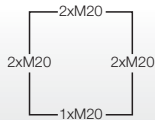
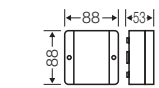


rated insulation voltage	U _i = 690 V a.c./d.c.
tightening torque for terminal	1.2 Nm
material	PS (polystyrene)



D 9220

- without terminals
- for safety lighting circuits
- with red lid RAL 3000
- included cable entry: 4 ESM 20, sealing range Ø 6-13 mm
- for normal environment and protected outdoor

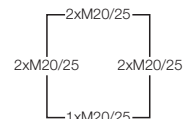
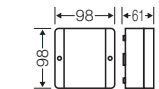


material	PS (polystyrene)
----------	------------------



D 9245
1.5-4 mm², Cu 3~

- with terminals
- 5-pole per pole 6 x 1.5 mm² sol, 4 x 2.5 mm² sol, 3 x 4 mm² sol, 2 x 6 mm² sol
- included cable entry: 4 ESM 25, sealing range Ø 9-17 mm
- for safety lighting circuits
- with red lid RAL 3000
- for normal environment and protected outdoor

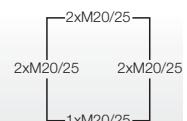
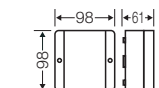


rated insulation voltage	U _i = 690 V a.c./d.c.
tightening torque for terminal	1.2 Nm
material	PS (polystyrene)



D 9240

- without terminals
- for safety lighting circuits
- with red lid RAL 3000
- included cable entry: 4 ESM 25, sealing range Ø 9-17 mm
- for normal environment and protected outdoor



material	PS (polystyrene)
----------	------------------

DK Cable junction boxes
For equipotential bonding conductors
Cable entry via metric knockouts



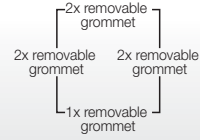
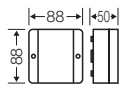
DP 9026
4-25 mm² / 4-10 mm², Cu


- with terminals
- 1-pole 1 x 4-25 mm², 5 x 4-10 mm² (16 mm² sol)
- for equipotential bonding cables
- included cable entry: 4 DPS 02, sealing range Ø 10-13,5 mm
- for normal environment and protected outdoor

material

PS (polystyrene)

IP
54





DK Cable junction boxes

For normal environment and protected outdoor

**With main line branch terminals for copper conductors, sealable
Cable entry via metric knockouts**

- Degree of protection IP 65 using ASM cable glands, available as accessories
- Labelling system for circuit description: template in the Internet at www.hensel-electric.de - downloads
- Stainless steel cover screws with quick fastening metric thread
- Lids sealable
- Material: PS (polystyrene)
- Burning behaviour: glow wire test in accordance with IEC 60695-2-11: 750 °C, flame-retardant, self-extinguishing
- Colour: grey, RAL 7035

DK Cable junction boxes

**With main line branch terminals for copper conductors, sealable
Cable entry via metric knockouts**

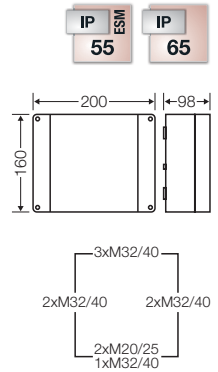


K 9259

6-25 mm², Cu

- with main line branch terminals for copper conductors
- 4-pole per pole terminals for incoming cables:
10-25 mm² r, 6-16 mm² f, with end ferrule,
terminals for outgoing cables:
6-16 mm² r, 4-10 mm² with end ferrule
- with sealing facility
- included cable entry: 3 ESM 40, sealing range Ø 17-30 mm
- for normal environment and protected outdoor

rated insulation voltage	U _i = 400 V a.c.
current carrying capacity	80 A
tightening torque for terminal	3.0 Nm terminals for incoming cables 3.0 Nm terminals for outgoing cables
material	PS (polystyrene)

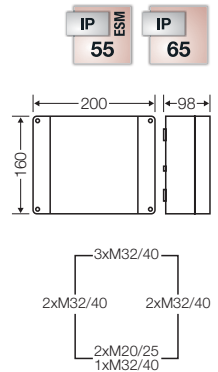


K 9258

6-25 mm², Cu

- with main line branch terminals for copper conductors
- 5-pole, per pole terminals for incoming cables:
10-25 mm² r, 6-16 mm² f, with end ferrule,
terminals for outgoing cables:
6-16 mm² r, 4-10 mm² f with end ferrule
- with sealing facility
- included cable entry: 3 ESM 40, sealing range Ø 17-30 mm
- for normal environment and protected outdoor

rated insulation voltage	U _i = 400 V a.c.
current carrying capacity	80 A
tightening torque for terminal	3.0 Nm terminals for incoming cables 3.0 Nm terminals for outgoing cables
material	PS (polystyrene)

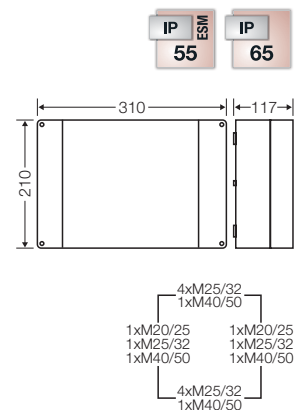


K 9508

6-25 mm², Cu

- with main line branch terminals for copper conductors
- 4-pole per pole terminals for incoming cables:
10-25 mm² r, 6-16 mm² f, with end ferrule,
terminals for outgoing cables:
6-16 mm² r, 4-10 mm² with end ferrule
- with sealing facility
- Cable entries via knockouts, order AKM/ASM separately
(see cable entry systems LES)
- for normal environment and protected outdoor

rated insulation voltage	U _i = 400 V a.c.
current carrying capacity	80 A
tightening torque for terminal	3.0 Nm terminals for incoming cables 3.0 Nm terminals for outgoing cables
material	PS (polystyrene)



DK Cable junction boxes

With main line branch terminals for copper conductors, sealable Cable entry via metric knockouts

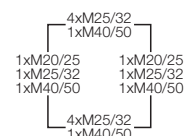
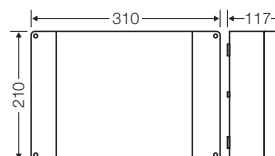


K 9503

6-25 mm², Cu

- with main line branch terminals for copper conductors
- 5-pole, per pole terminals for incoming cables: 10-25 mm² r, 6-16 mm² f, with end ferrule, terminals for outgoing cables: 6-16 mm² r, 4-10 mm² f with end ferrule
- with sealing facility
- Cable entries via knockouts, order AKM/ASM separately (see cable entry systems LES)
- for normal environment and protected outdoor

rated insulation voltage	U _i = 400 V a.c.
current carrying capacity	80 A
tightening torque for terminal	3.0 Nm terminals for incoming cables 3.0 Nm terminals for outgoing cables
material	PS (polystyrene)

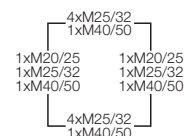
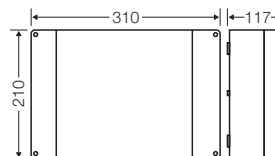


K 9509

6-35 mm², Cu

- with main line branch terminals for copper conductors
- 4-pole per pole terminals for incoming cables: 16-35 mm² r, 10-25 mm² f, with end ferrule, terminals for outgoing cables: 10-25 mm² r, 6-16 mm² f with end ferrule
- with sealing facility
- Cable entries via knockouts, order AKM/ASM separately (see cable entry systems LES)
- for normal environment and protected outdoor

rated insulation voltage	U _i = 400 V a.c.
current carrying capacity	100 A
tightening torque for terminal	4.0 Nm terminals for incoming cables 3.0 Nm terminals for outgoing cables
material	PS (polystyrene)

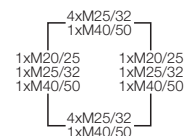
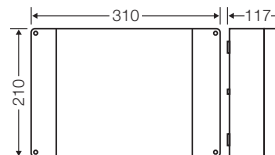


K 9507

6-35 mm², Cu

- with main line branch terminals for copper conductors
- 5-pole per pole incoming terminals: 16-35 mm² r, 10-25 mm² f, with end ferrule, outgoing cables: 10-25 mm² r, 6-16 mm² f with end ferrule
- with sealing facility
- Cable entries via knockouts, order AKM/ASM separately (see cable entry systems LES)
- for normal environment and protected outdoor

rated insulation voltage	U _i = 400 V a.c.
current carrying capacity	100 A
tightening torque for terminal	4.0 Nm terminals for incoming cables 3.0 Nm terminals for outgoing cables
material	PS (polystyrene)





Other terminal sets available on request.



DK Cable junction boxes

For normal environment and protected outdoor
With terminal blocks for aluminum- and copper conductors
Cable entry via metric knockouts

- Degree of protection IP 55 with included ESM grommets
- Degree of protection IP 65 with AKM cable glands to be ordered as accessories
- Labelling system: label template in the Internet at www.hensel-electric.de - downloads
- Lids sealable
- Material: PS (polystyrene)
- Burning behaviour: glow wire test in accordance with IEC 60695-2-11: 750 °C, flame-retardant, self-extinguishing
- Colour: grey, RAL 7035

DK Cable junction boxes

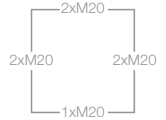
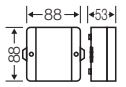
With terminal blocks for aluminium- and copper conductors
Cable entry via metric knockouts

**RD 9123****1.5-2.5 mm²**

- 3 terminal blocks WKM 2.5/15
- per terminal 2 x 0,5-2,5 mm² f, 2 x 0,5-4 mm² sol or 2 x 1,5-2,5 mm² s, see Technical details for more information about terminal assignment
- terminal blocks, by Wieland
- for aluminium and copper conductors
- terminal marking, neutral
- cable entries via knockouts order ESM/AKM separately (see cable entry systems LES)
- with external fixing
- for normal environment and protected outdoor

rated insulation voltage	$U_i = 500 \text{ V a.c./d.c.}$
current carrying capacity	24 A
tightening torque for terminal material	0.4 Nm PS (polystyrene)

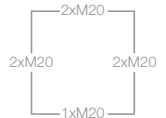
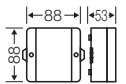
IP
65

**RD 9125****1.5-2.5 mm²**

- 5 terminal blocks WKM 2.5/15
- per terminal 2 x 0,5-2,5 mm² f, 2 x 0,5-4 mm² sol or 2 x 1,5-2,5 mm² s, see Technical details for more information about terminal assignment
- terminal blocks, by Wieland
- for aluminium and copper conductors
- terminal marking, neutral
- cable entries via knockouts order ESM/AKM separately (see cable entry systems LES)
- with external fixing
- for normal environment and protected outdoor

rated insulation voltage	$U_i = 500 \text{ V a.c./d.c.}$
current carrying capacity	24 A
tightening torque for terminal material	0.4 Nm PS (polystyrene)

IP
65



DK Cable junction boxes

With terminal blocks for aluminium- and copper conductors
Cable entry via metric knockouts

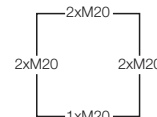
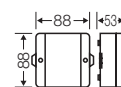


RD 9127

1.5-2.5 mm²

- 7 terminal blocks WKM 2.5/15
- per terminal 2 x 0,5-2,5 mm² f, 2 x 0,5-4 mm² sol or 2 x 1,5-2,5 mm² s, see Technical details DK Cable junction boxes for more information about terminal assignment
- terminal blocks, by Wieland
- for aluminium and copper conductors
- terminal marking, neutral
- cable entries via knockouts order ESM/AKM separately (see cable entry systems LES)
- with external fixing
- for normal environment and protected outdoor

rated insulation voltage	U _i = 500 V a.c./d.c.
current carrying capacity	24 A
tightening torque for terminal material	0.4 Nm PS (polystyrene)

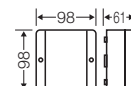


RD 9045

1.5-4 mm²

- 5 terminal blocks WKM 4/15
- per terminal 2 x 0,5-4 mm² f, 2 x 0,5-6 mm² sol or 2 x 1,5-4 mm² s, see Technical details DK Cable junction boxes for more information about terminal assignment
- terminal blocks, by Wieland
- for aluminium and copper conductors
- terminal marking, neutral
- cable entries via knockouts order ESM/AKM separately (see cable entry systems LES)
- for normal environment and protected outdoor

rated insulation voltage	U _i = 500 V a.c./d.c.
current carrying capacity	28 A
tightening torque for terminal material	0.5 Nm PS (polystyrene)



DK Cable junction boxes

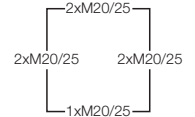
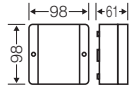
With terminal blocks for aluminium- and copper conductors
Cable entry via metric knockouts

**RD 9041****1.5-4 mm²**

- 10 terminal blocks WKM 4/15
- per terminal 2 x 0,5-4 mm² f, 2 x 0,5-6 mm² sol or 2 x 1,5-4 mm² s, see Technical details DK Cable junction boxes for more information about terminal assignment
- terminal blocks, by Wieland
- for aluminium and copper conductors
- terminal marking, neutral
- cable entries via knockouts order ESM/AKM separately (see cable entry systems LES)
- for normal environment and protected outdoor

rated insulation voltage	$U_i = 500 \text{ V a.c./d.c.}$
current carrying capacity	28 A
tightening torque for terminal	0.5 Nm
material	PS (polystyrene)

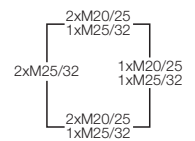
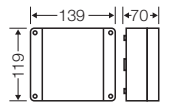
IP
65

**RK 9062****1.5-4 mm²**

- 12 terminal blocks WK 4/U
- per terminal 2 x 0,5-4 mm² f, 2 x 0,5-6 mm² sol or 2 x 1,5-4 mm² s, see Technical details DK Cable junction boxes for more information about terminal assignment
- terminal blocks, by Wieland
- for aluminium and copper conductors
- terminal marking, neutral
- cable entries via knockouts order ESM/AKM separately (see cable entry systems LES)
- for normal environment and protected outdoor

rated insulation voltage	$U_i = 690 \text{ V a.c./d.c.}$
current carrying capacity	41 A
tightening torque for terminal	0.5 Nm
material	PS (polystyrene)

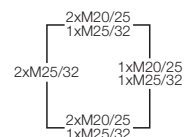
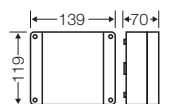
IP
65

**RK 9064****1.5-4 mm²**

- 14 terminal blocks WK 4/U
- per terminal 2 x 0,5-4 mm² f, 2 x 0,5-6 mm² sol or 2 x 1,5-4 mm² s, see Technical details DK Cable junction boxes for more information about terminal assignment
- terminal blocks, by Wieland
- for aluminium and copper conductors
- terminal marking, neutral
- cable entries via knockouts order ESM/AKM separately (see cable entry systems LES)
- for normal environment and protected outdoor

rated insulation voltage	$U_i = 690 \text{ V a.c./d.c.}$
current carrying capacity	41 A
tightening torque for terminal	0.5 Nm
material	PS (polystyrene)

IP
65



DK Cable junction boxes

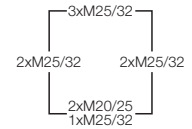
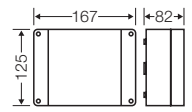
With terminal blocks for aluminium- and copper conductors
Cable entry via metric knockouts



RK 9109

1.5-4 mm²

- 19 terminal blocks WK 4/U
- per terminal 2 x 0,5-4 mm² f, 2 x 0,5-6 mm² sol or 2 x 1,5-4 mm² s, see Technical details DK Cable junction boxes for more information about terminal assignment
- terminal blocks, by Wieland
- for aluminium and copper conductors
- terminal marking, neutral
- cable entries via knockouts order ESM/AKM separately (see cable entry systems LES)
- for normal environment and protected outdoor



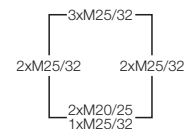
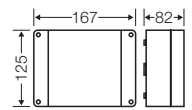
rated insulation voltage	$U_i = 690 \text{ V a.c./d.c.}$
current carrying capacity	41 A
tightening torque for terminal material	0.5 Nm
	PS (polystyrene)



RK 9104

1.5-4 mm²

- 24 terminal blocks WK 4/U
- per terminal 2 x 0,5-4 mm² f, 2 x 0,5-6 mm² sol or 2 x 1,5-4 mm² s, see Technical details DK Cable junction boxes for more information about terminal assignment
- terminal blocks, by Wieland
- for aluminium and copper conductors
- terminal marking, neutral
- cable entries via knockouts order ESM/AKM separately (see cable entry systems LES)
- for normal environment and protected outdoor



rated insulation voltage	$U_i = 690 \text{ V a.c./d.c.}$
current carrying capacity	41 A
tightening torque for terminal material	0.5 Nm
	PS (polystyrene)



Accessories

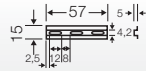
DIN rails	125
Cable retention system	126
Terminals	127 - 129
Assembly brackets, removable grommets, adapter for retrofitting	130
Labelling system for circuit description	130
Facility for sealing	131
Accessories for cable junction boxes from 70 mm ² onwards	132 - 133



TSD 02

DIN rail

- for cable junction boxes D x020, D x120
- max. installation depth 32 mm, top hat profile 15 mm
- for the installation of terminal blocks
- with fixing screws



TSD 04

DIN rail

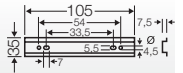
- for cable junction boxes D x040
- max. installation depth: 40 mm, top hat profile 15 mm
- for the installation of terminal blocks
- with fixing screws



TSK 06

DIN rail

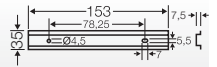
- for cable junction boxes K x060
- max. installation depth: 44,5 mm, top hat profile 35 mm
- for the installation of terminal blocks
- with fixing screws



TSK 10

DIN rail

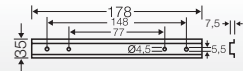
- for cable junction boxes K x100
- max. installation depth: 56,5 mm, top hat profile 35 mm
- for the installation of terminal blocks
- with fixing screws



TSK 25

DIN rail

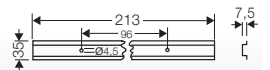
- for cable junction boxes K x250, K x350
- max. installation depth: 71.5 mm, top hat profile 35 mm
- for the installation of terminal blocks
- with fixing screws



TSK 35

DIN rail

- for cable junction boxes K x350
- max. installation depth: 80,5 mm, top hat profile 35 mm
- for the installation of terminal blocks
- with fixing screws



TSK 50

DIN rail

- for cable junction boxes K x500
- max. installation depth: 80,5 mm, top hat profile 35 mm
- for the installation of terminal blocks
- with fixing screws



DK Cable junction boxes

Accessories



KHR 01

Cable retention for cable diameter 6.5 - 14 mm

- set with 10 x 6 cable retention rings
- 30 pieces for cable diameter 6,5 - 10 mm
- 30 pieces for cable diameter 10 - 14 mm



KHR 02

Cable retention for cable diameter 10 - 16 mm

- set with 10 x 6 cable retention rings
- 30 pieces for cable diameter 10 - 14 mm
- 30 pieces for cable diameter 13 - 16 mm



KHR .. Cable retention via retention rings for cables



DKL 04

Rated connecting capacity: 1.5-6 mm², Cu

- for insertion in cable junction boxes
- 5-pole per pole 6 x 1.5 mm² sol, 4 x 2.5 mm² sol, 3 x 4 mm² sol, 2 x 6 mm² sol
- for cable junction boxes D 8020, D 8120, D 8040, D 9020, D 9120, D 9040, D 9220, DP 9020, DP 9220, DE 9320, DE 9321, DE 9340, DE 9341
- complete with fixing elements



rated insulation voltage	$U_i = 690 \text{ V a.c./d.c.}$
dismantling length	11 mm
tightening torque for terminal	1.2 Nm



KKL 06

Rated connecting capacity: 2.5-10 mm², Cu

- for insertion in cable junction boxes
- 5-pole per pole 4 x 2.5 mm² sol, 4 x 4 mm² sol, 3 x 6 mm² sol, 2 x 10 mm² sol
- for cable junction boxes K 8060, K 9060
- complete with fixing elements



rated insulation voltage	$U_i = 690 \text{ V a.c./d.c.}$
dismantling length	11 mm
tightening torque for terminal	1.5 Nm



KLS 10

Rated connecting capacity: 2.5-16 mm², Cu

- for insertion in cable junction boxes
- current carrying capacity: 63 A
- 5-pole per pole 6 x 2.5 mm² sol, 4 x 4 mm² sol, 4 x 6 mm² sol, 4 x 10 mm² sol, 2 x 16 mm² s
- for cable junction boxes K 8100, K 9100
- complete with fixing elements



rated insulation voltage	$U_i = 690 \text{ V a.c./d.c.}$
dismantling length	11 mm
tightening torque for terminal	2.0 Nm



KLS 25

Rated connecting capacity: 6-35 mm², Cu

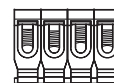
- for insertion in cable junction boxes
- current carrying capacity: 102 A
- 5-pole per pole 6 x 6 mm² sol, 6 x 10 mm² sol/ f*, 4 x 16 mm² s/ f*, 4 x 25 mm² s/ f*, 2 x 35 mm² s/ f*
f* = with gas-tight end ferrule
- for cable junction boxes K 8250, K 8500, K 9250, K 9500
- complete with fixing elements



rated insulation voltage	$U_i = 690 \text{ V a.c./d.c.}$
dismantling length	16 mm
tightening torque for terminal	3.0 Nm

DK Cable junction boxes**Accessories****KLS 50****Rated connecting capacity: 16-50 mm², Cu**

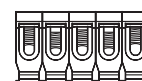
- for insertion in cable junction boxes
- current carrying capacity: 150 A
- 4-pole per pole 6 x 16 mm² s, 4 x 25 mm² s, 4 x 35 mm² s, 4 x 50 mm² s
- for cable junction boxes K 9350, K 9500, K 8350, K 8500
- complete with fixing elements



rated insulation voltage	U _i = 690 V a.c./d.c.
dismantling length	20 mm
tightening torque for terminal	12.0 Nm

**KLS 51****Rated connecting capacity: 16-50 mm², Cu**

- for insertion in cable junction boxes
- current carrying capacity: 150 A
- 5-pole per pole 6 x 16 mm² s, 4 x 25 mm² s, 4 x 35 mm² s, 4 x 50 mm² s
- for cable junction boxes K 9350, K 9500, K 8350, K 8500
- complete with fixing elements



rated insulation voltage	U _i = 690 V a.c./d.c.
dismantling length	20 mm
tightening torque for terminal	12.0 Nm

**KLS 54****Rated connecting capacity: 16-70 mm², Cu**

- for insertion in cable junction boxes
- current carrying capacity: 216 A
- 4-pole per pole 4 x 16 mm² s, 4 x 25 mm² s, 4 x 35 mm² s, 4 x 50 mm² s, 4 x 70 mm² s
- for cable junction boxes K 8500, K 9500
- complete with fixing elements



rated insulation voltage	U _i = 690 V a.c./d.c.
dismantling length	16 mm
tightening torque for terminal	10.0 Nm

**KLS 55****Rated connecting capacity: 16-70 mm², Cu**

- for insertion in cable junction boxes
- current carrying capacity: 216 A
- 5-pole per pole 4 x 16 mm² s, 4 x 25 mm² s, 4 x 35 mm² s, 4 x 50 mm² s, 4 x 70 mm² s
- complete with fixing elements



rated insulation voltage	U _i = 690 V a.c./d.c.
dismantling length	16 mm
tightening torque for terminal	10.0 Nm

FC L 45**Rated connecting capacity: 1.5-4 mm², Cu**

- FIXCONNECT® terminal set consisting of 5 terminals and 2 DIN rails
- for insertion in cable junction boxes
- current carrying capacity: 32 A
- 5-pole per pole 4 x 1 x 1.5-4 mm² r/f
- for cable junction boxes K 8060, K 9060, KF 4060, KF 5060, KF 8060, KF 9060, K 8100, K 9100, KF 4100, KF 5100, KF 8100, KF 9100
- complete with fixing elements

rated insulation voltage	$U_i = 690 \text{ V a.c./d.c.}$
dismantling length	17 mm

FC L 04**FIXCONNECT® plug-in terminal 1.5-4 mm², Cu**

- as a connecting terminal
- for installation on DIN rails, 15 mm top hat profile
- current carrying capacity: 32 A
- 1-pole 4 x 1.5-4 mm² r/f

rated insulation voltage	$U_i = 690 \text{ V a.c./d.c.}$
dismantling length	17 mm

DK Cable junction boxes**Accessories****DK AL 2****External brackets 2 pieces**

- for external wall fixing of cable junction boxes type D and K
- slot for wall mounting for screws up to 4.5 mm diameter
- material: stainless steel V2A

**DE MB 10****Assembly bracket**

- external brackets 10 units
- material: thermoplastics
- for quick installation of cable junction boxes DE 922. and DN 20..

**DPS 02****Removable grommet**

- degree of protection: IP 54 sealing range Ø 10-13.5 mm
- for retrofitting
- for cable junction boxes DP 9020, DP 9220, DP 9025, DP 9221, DP 9222, DP 9026, DPC 9225

**EKA 20****Removable trunking adapter**

- degree of protection: IP 54 sealing range Ø 10-13.5 mm
- for mini trunking up to 20 x 20 mm
- for cable junction boxes DP 9020, DP 9220, DP 9025, DP 9221, DP 9222, DP 9026, DPC 9225

**ERA 20****Removable conduit adapter**

- degree of protection: IP 54 sealing range Ø 10-13.5 mm
- for wiring conduits M 20
- for cable junction boxes DP 9020, DP 9220, DP 9025, DP 9221, DP 9222, DP 9026, DPC 9225

**DK BS 5****Labelling system for circuit description**

- set with 5 pieces
- for cable junction boxes from 2.5 to 50 mm² and KF PV boxes..., can be inserted into cover fixing ducts.
- for attaching of labelling strips or marking with felt tip pen
- inscribable surface of 45 x 30 mm
- label template on the Internet at www.hensel-electric.de - download area
- cannot be used in cable junction boxes 2.5 to 4 mm² and KF PV 01 / KF PV 02 boxes with sealing facility

material

PC (polycarbonate)



PLS 06

Facility for sealing

- for retrofitting, without sealing wire and without seal
- for cable junction boxes 2.5 mm²: DE 9x2x, DP 9x2x, DPC 9225
- for cable junction boxes 4 mm²: DE 9x4x



PLS 50

Facility for sealing

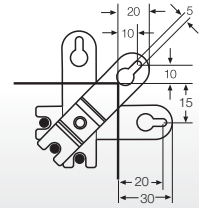
- for retrofitting, without sealing wire and without seal
- for cable junction boxes 10 mm²: K 91xx, K 81xx
- for cable junction boxes 25 mm²:
K 925x, K 825x, RK 91xx, KC 9255
- for cable junction boxes 35/50 mm²:
K 93xx, K 95xx, K 83xx, K 85xx, KC 9355
- The following cable junction boxes and main line junction boxes are fitted with sealable covers as standard:
K 7004, K 7005, K 7042, K 7052, K 1204, K 1205, K 2404,
K 2405, K 9259, K 9508, K 9509.

DK Cable junction boxes
Accessories
 for cable junction boxes from 70 mm² onwards



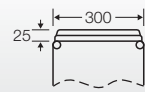
Mi AL 40
4 stainless steel external brackets

- for external fixing of enclosures



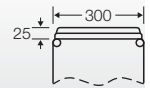
Mi FM 40
Flange
knockouts: 2 x M 25/32, 5 x M 32/40

- box wall 300 mm
- with fixing wedges and seal



Mi FM 50
Flange
knockouts: 2 x M 20, 4 x M 32/40/50

- box wall 300 mm
- with fixing wedges and seal



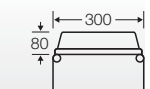
Mi FM 60
Flange
knockouts: 3 x M 40/50/63

- box wall 300 mm
- with fixing wedges and seal



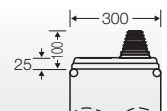
Mi FM 63
Flange with cable arrangement space
knockouts: 3 x M 40/50/63

- box wall 300 mm
- with fixing wedges and seal



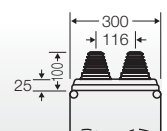
Mi FP 70
Flange
sealing range: 1 x Ø 30-72 mm

- box wall 300 mm
- with fixing wedges and seal



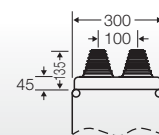
Mi FP 72
Flange
sealing range: 2 x each Ø 30-72 mm

- box wall 300 mm
- with fixing wedges and seal



DK Cable junction boxes**Accessories**for cable junction boxes from 70 mm² onwards**Mi FP 82****Cable insert****sealing range: 2 x each Ø 30-72 mm**

- box wall 300 mm
- divisible for cable insertion from the front
- degree of protection IP 54 only with additional strain and pressure relief (e.g. Mi ZE 62)

**KST 82****Stepped grommet****sealing range: Ø 30-72 mm**

- for retrofitting of cable insertion Mi FP 82
- for indoor - normal environment and (or) protected outdoor installation
- ambient temperature - 25° to + 35° C

**Mi ZE 62****Cable strain relief****for 2 cables with max. 60 mm external diameter**

- with fixing rail 284 mm long
- to be used only in connection with cable insertion Mi FP 82

**Mi SA 2****Dust protection cover**

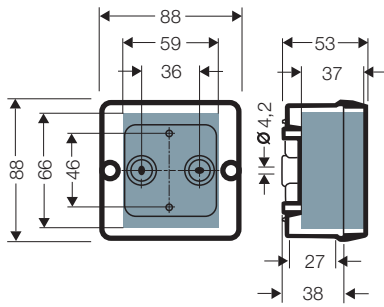
- for box sizes 1 to 4
- for 2 lid fittings



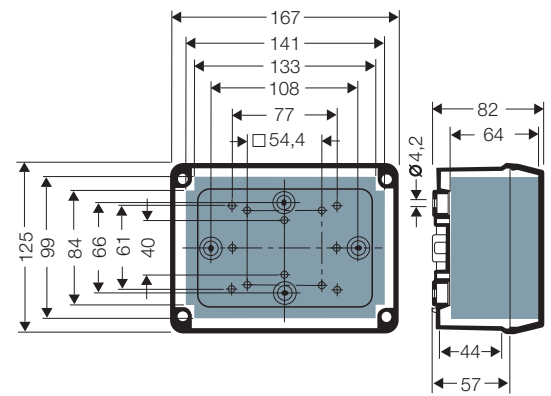
Technical details

Dimensions in mm	135 - 139
Technical details terminals	140 - 143
Operating and ambient conditions	144 - 146
Standards and regulations	147
Technical details FK cable junction boxes with intrinsic fire resistance	149 - 149

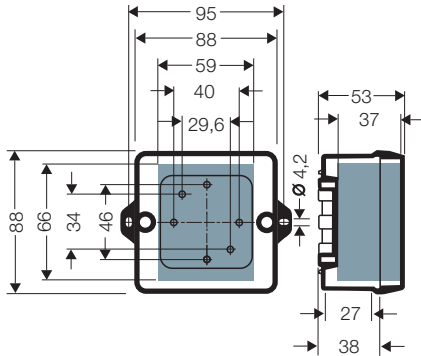
D 8020
D 9020
D 9220
KF 7020



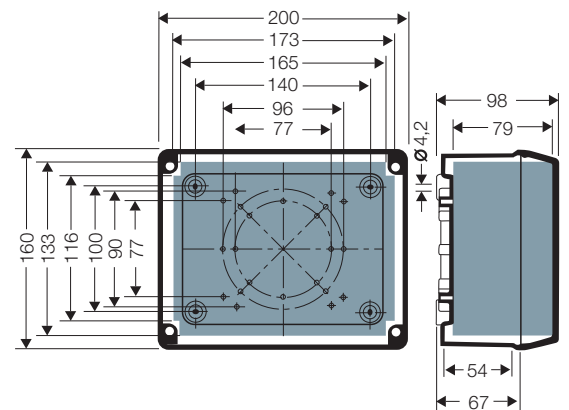
K 8100
K 9100
KF 7100



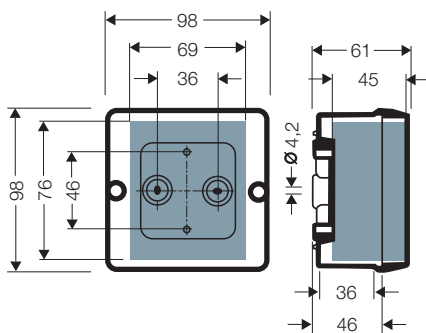
D 8120
D 9120



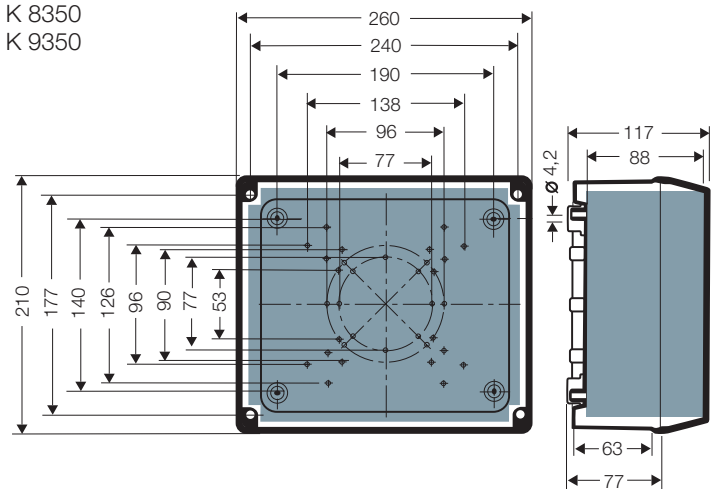
K 8250
K 9250
KF 7250



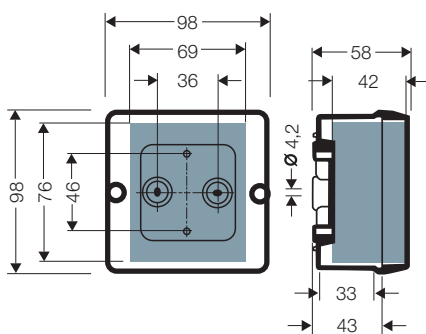
D 9040
D 9240



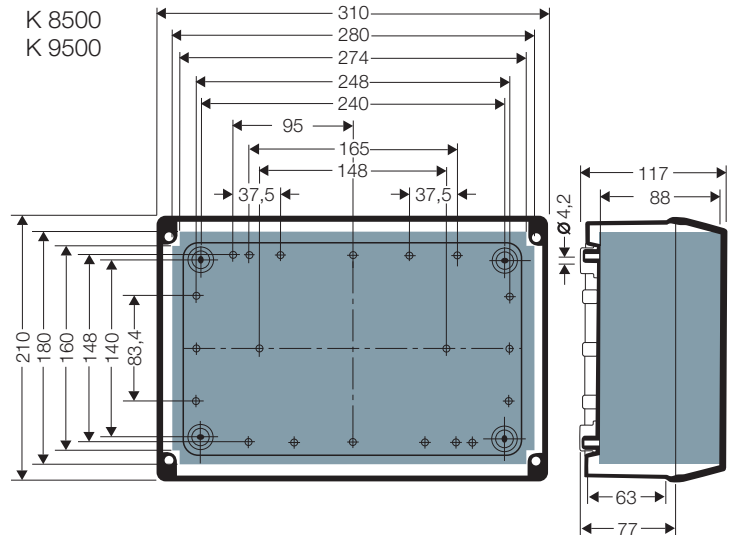
K 8350
K 9350



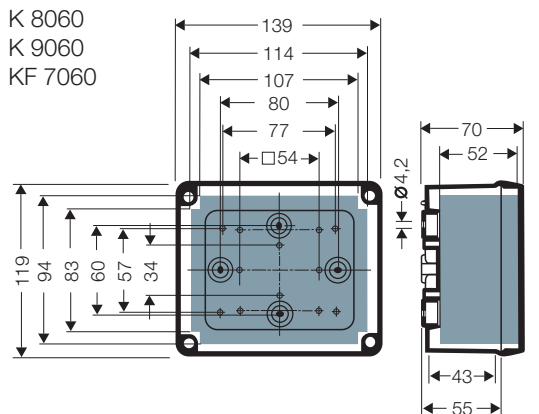
D 8040
KF 7040



K 8500
K 9500

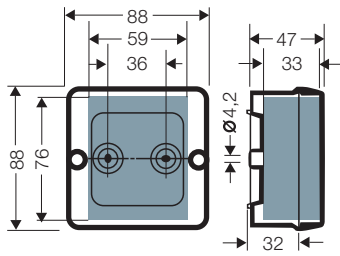


K 8060
K 9060
KF 7060

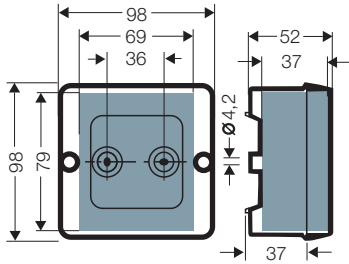


■ = usable installation space
with mounted cable glands

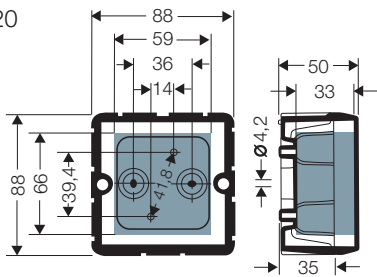
DE 9320
DE 9321



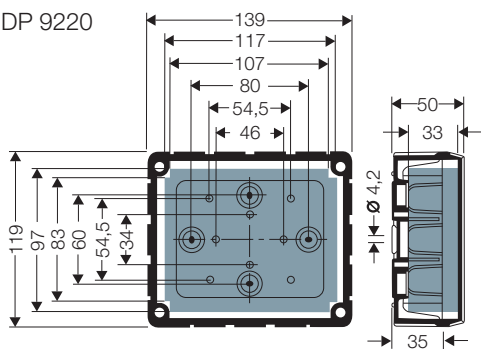
DE 9340
DE 9341



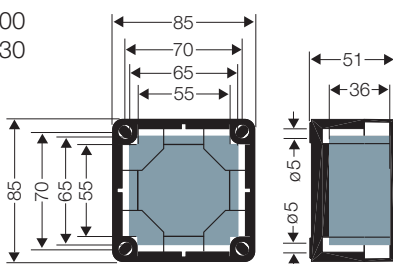
DP 9020



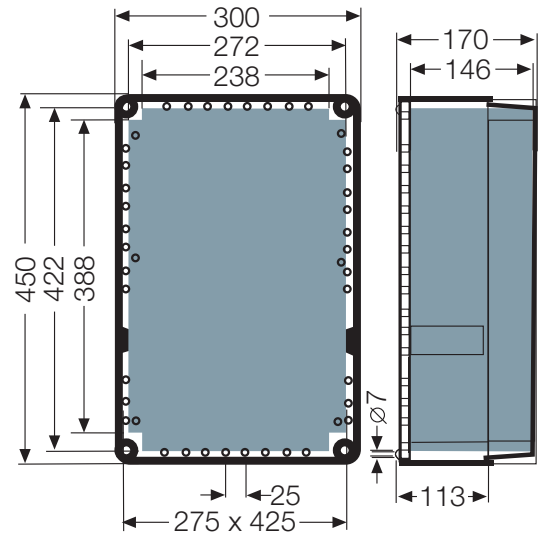
DP 9220



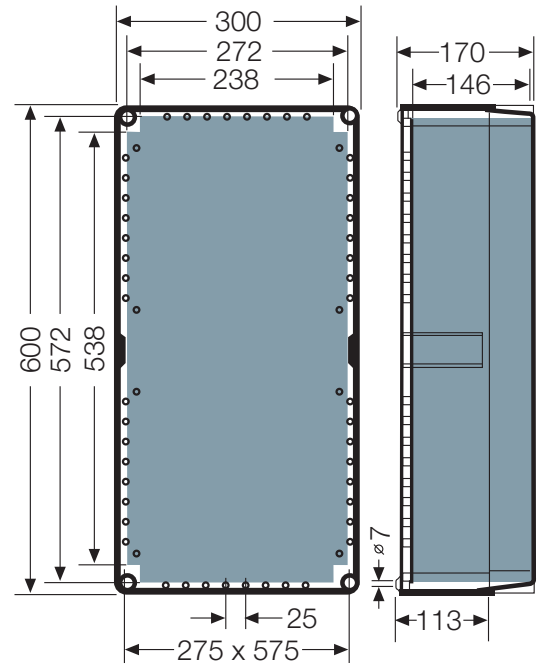
DN 2000
DN 2030




K 7055
K 7004
K 7005
K 7042
K 7052
K 9951
K 1204
K 1205

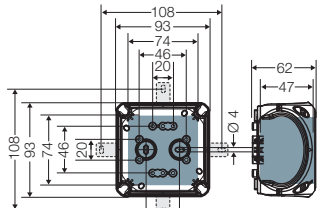


K 2401
K 2404
K 2405

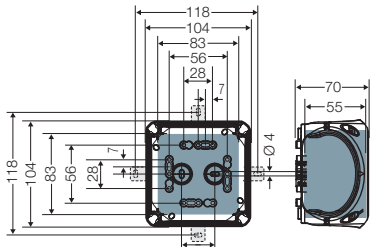


 = usable installation space with mounted cable glands

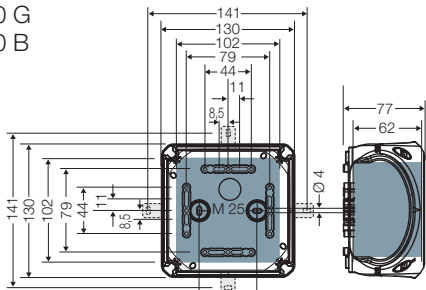
KF 0200 G
KF 0200 B



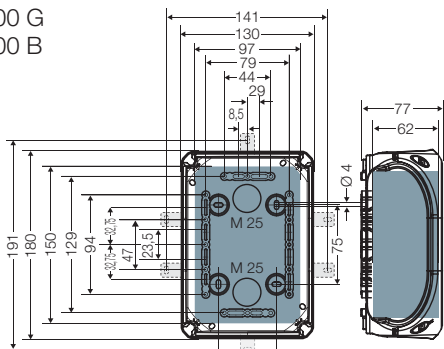
KF 0400 G
KF 0400 B



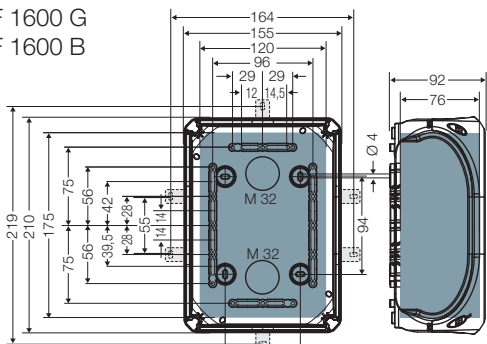
KF 0600 G
KF 0600 B



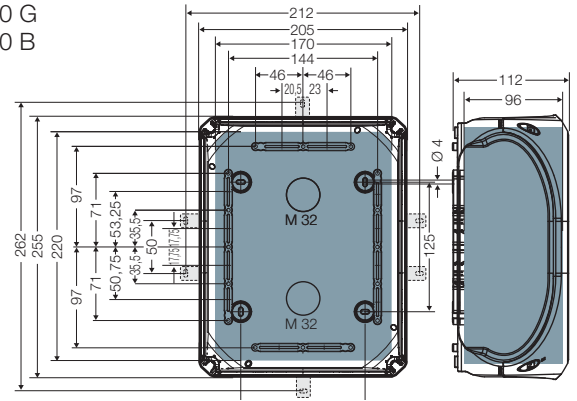
KF 1000 G
KF 1000 B



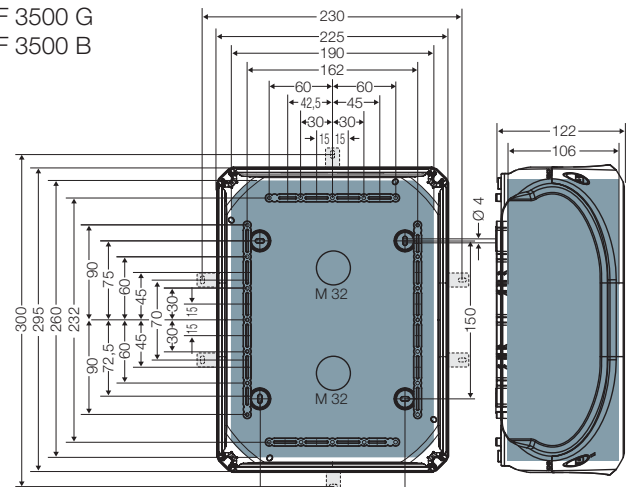
KF 1600 G
KF 1600 B



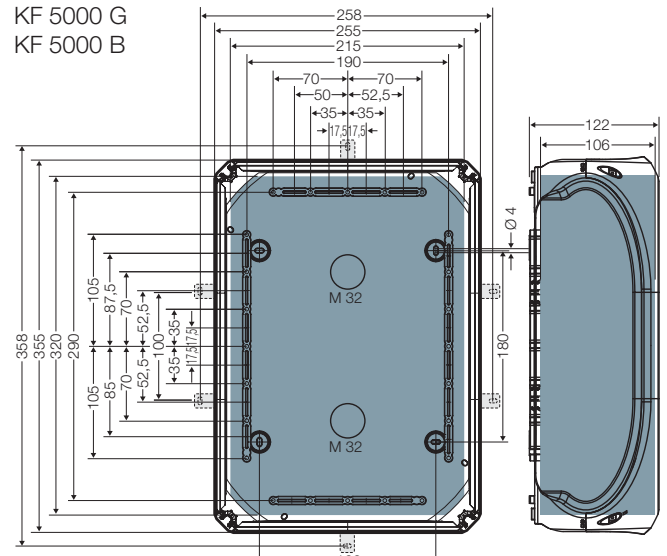
KF 2500 G
KF 2500 B



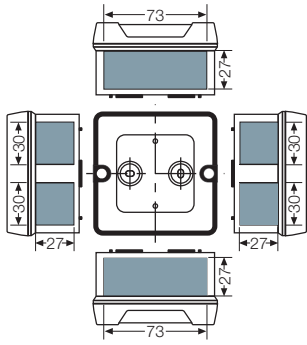
KF 3500 G
KF 3500 B



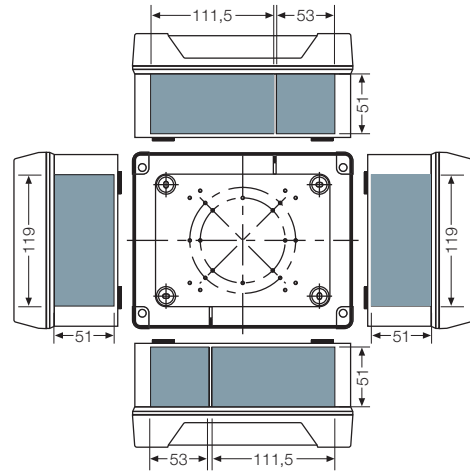
KF 5000 G
KF 5000 B



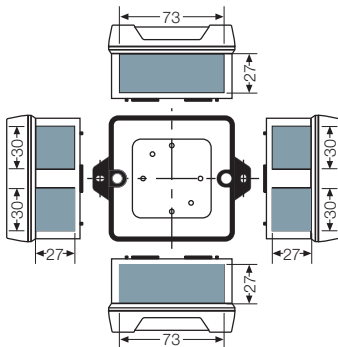
D 8020



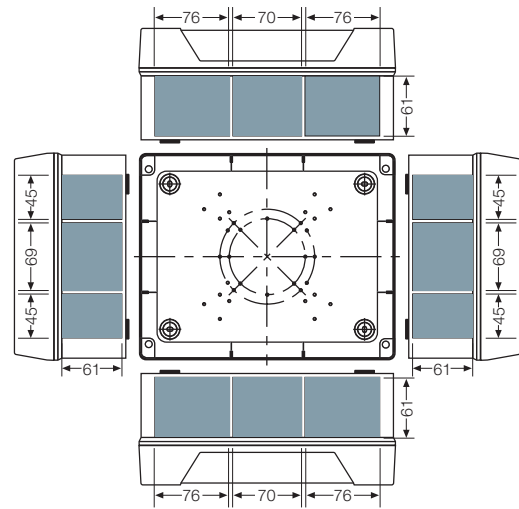
K 8250



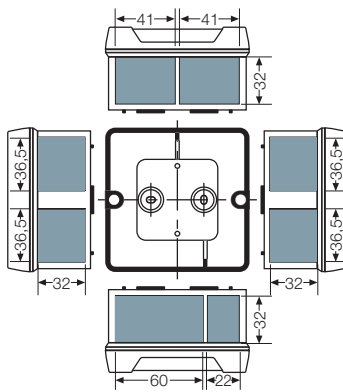
D 8120



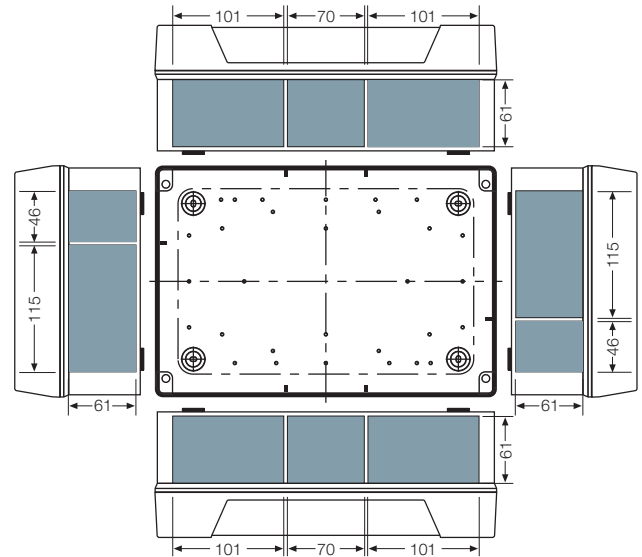
K 8350



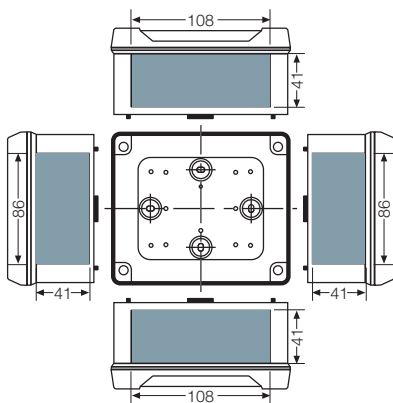
D 8040



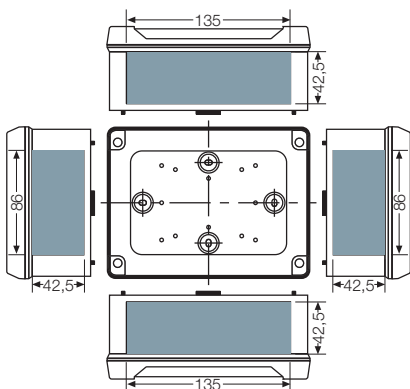
K 8500




K 8060

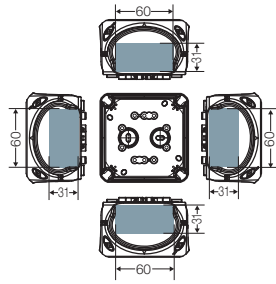


K 8100

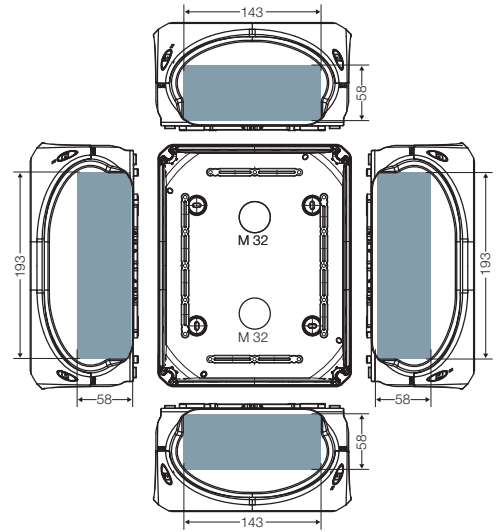


 = usable installation area in box walls

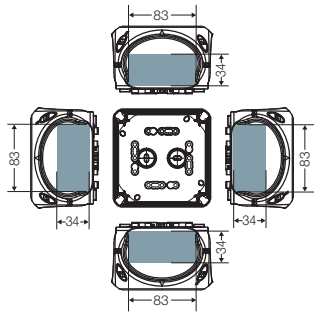
KF 0200 H
KF 0200 C



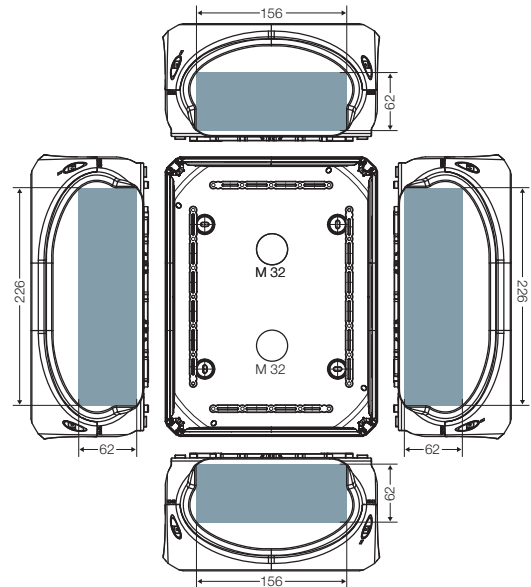
KF 2500 H
KF 2500 C



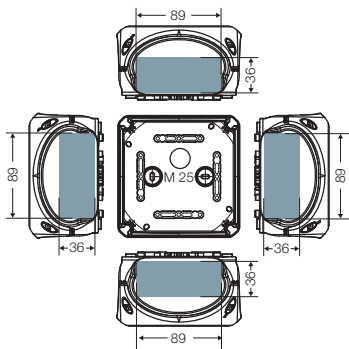
KF 0400 H
KF 0400 C



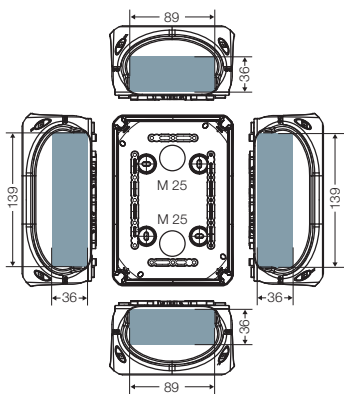
KF 3500 H
KF 3500 C



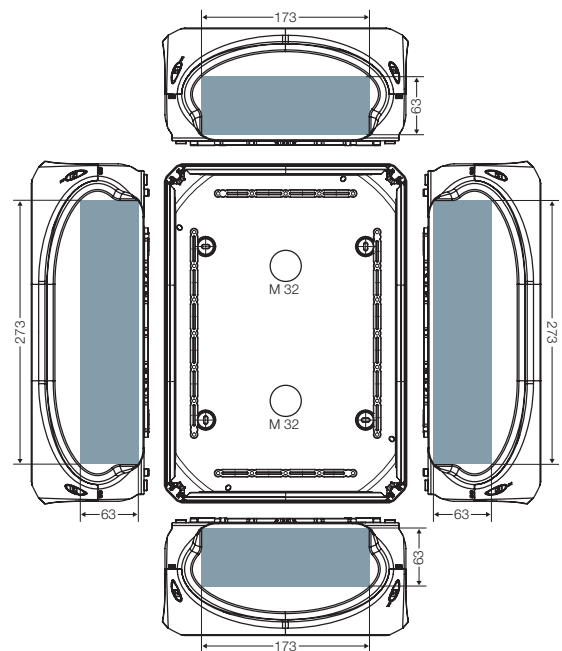
KF 0600 H
KF 0600 C



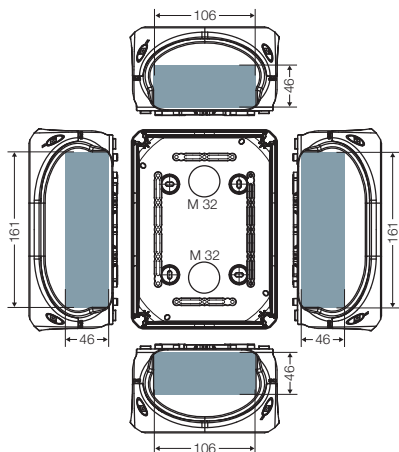
KF 1000 H
KF 1000 C



KF 5000 H
KF 5000 C










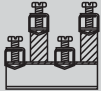



KF 1600 H
KF 1600 C



Connecting terminals for copper conductors (Cu)

Hint: The connection of different types of conductors and/or different cross-sections at one clamping unit is not permitted.









f¹ = flexible with end ferrule

Type of terminal	Fixed in cable junction boxes	Clamping units per pole	Rated connecting capacity mm ² and types of conductors	Conductors to be connected per pole	Tightening torque	Current carrying capacity	Rated cross section of terminal
 DKL 04	D 9025, D 9125, D 9225, D 9245, D 9045, DP 9025 DP 9221, DP 9222 DE 9325, DE 9326 DE 9345, DE 9346 DN 2035,	1	6 sol 4 sol 2.5 sol 1.5 sol	1-2 1-3 1-4 1-6	1.2 Nm	–	6 mm ²
 KKL 06	K 9065	1	10 sol 6 sol 4 sol 2.5 sol	1-2 1-3 1-4 1-4	1.5 Nm	–	10 mm ²
 KLS 10	K 9105, K 8105	2	16 s 10 sol 6 sol 4 sol 2.5 sol, f ¹	1-2 1-4 1-4 1-4 2-6	2 Nm	63 A	16 mm ²
 KLS 25	K 9255, K 8255, K 9502	2	35 s, f ¹ 25 s, f ¹ 16 s, f ¹ 10 sol, f ¹ 6 sol	1-2 1-4 1-4 1-6 1-6	3 Nm	102 A	35 mm ²
 KLS 50	K 9504	2	50 s 35 s 25 s 16 s	1-4 1-4 1-4 1-6	12 Nm	150 A	50 mm ²
 KLS 51	K 7055, K 9355, K 9505,	2	50 s 35 s 25 s 16 s	1-4 1-4 1-4 1-6	12 Nm	150 A	50 mm ²
 4 x KLS 54	K 7004	4	70 s 50 s 35 s 25 s 16 s	1-4 1-4 1-4 1-4 1-4	10 Nm	216 A	70 mm ²
 5 x KLS 55	K 7005	4	70 s 50 s 35 s 25 s 16 s	1-4 1-4 1-4 1-4 1-4	10 Nm	216 A	70 mm ²
	K 9259 K 9508	incoming 2 outgoing 4	25 r 16 r	1-2 1-4	3 Nm	80 A	25 mm ²
	K 9509 K 9508	incoming 2 outgoing 4	35 r 35 r	1-2 1-4	4 Nm 3 Nm	100 A	35 mm ²
	Terminal for equipotential bonding: DP 9026 for 1 continued conductor 4-25 mm ² and 5 conductors 4-10 mm ² (16 mm ² sol)						

Connecting terminals for copper conductors (Cu)

Hint: The connection of different types of conductors and/or different cross-sections at one clamping unit is not permitted.

f¹ = flexible with end ferrule

Type of terminal	Fixed in cable junction boxes	Clamping units per pole	Rated connecting capacity mm ² and types of conductors	Conductors to be connected per pole	Tightening torque	Current carrying capacity	Rated cross section of terminal
 DK KL 02	KF 0202 G KF 0202 B KF 0402 G KF 0402 B WP 0202 G WP 0202 B WP 0402 G WP 0402 B	2	4 sol/f 2,5 sol/f 1.5 sol/f 0.75 f	1-2 1-4 1-6 1-8	0.5 Nm	20 A	4 mm ²
 DK KL 04	KF 0404 G KF 0404 B KF 0604 G KF 0604 B WP 0404 G WP 0404 B WP 0604 G WP 0604 B	2	6 sol/f 4 sol/f 2,5 sol/f 1.5 sol/f	1-2 1-4 1-6 1-8	0.7 Nm	32 A	6 mm ²
 DK KL 06	KF 0606 G KF 0606 B KF 1006 G KF 1006 B WP 0606 G WP 0606 B	2	10 sol/f 6 sol/f 4 sol/f 2,5 sol/f 1.5 sol/f	1-2 1-4 1-4 1-4 1-6	1.5 Nm	40 A	10 mm ²
 DK KS 10	KF 1010 G KF 1010 B KF 1610 G KF 1610 B WP 1010 G WP 1010 B	2	16 s 10 sol 6 sol 4 sol 2,5 sol, f ¹	1-2 1-4 1-4 1-4 2-6	2 Nm	63 A	16 mm ²
 DK KS 16	KF 1616 G KF 1616 B	2	35 s, f ¹ 25 s, f ¹ 16 s, f ¹ 10 sol, f ¹ 6 sol	1-2 1-4 1-4 1-6 1-6	3 Nm	102 A	35 mm ²
 DK KS 25	KF 2525 G KF 2525 B	2	35 s, f ¹ 25 s, f ¹ 16 s, f ¹ 10 sol, f ¹ 6 sol	1-2 1-4 1-4 1-6 1-6	3 Nm	102 A	35 mm ²
 DK KS 35	KF 3535 G KF 3535 B	2	50 s 35 s 25 s 16 s	1-4 1-4 1-4 1-6	12 Nm	150 A	50 mm ²
 DK KS 50	KF 5050 G KF 5050 B	2	50 s 35 s 25 s 16 s	1-4 1-4 1-4 1-6	12 Nm	150 A	50 mm ²

Terminal blocks for copper- (Cu) and aluminium conductors (Alu)

Fixed in cable junction boxes	Type	Clamping units per pole	corresponding cross-section mm ²	Conductors to be connected per pole	Cross-sections and types of conductors f = flexible wire f ¹ = flexible wire with end ferrule sol = solid wire s = stranded wire r = rigid (solid and stranded)	Tightening torque	Current carrying capacity	Terminal design/nominal cross-section of terminal	International approvals of terminal blocks					
									CH/SEV	N/Nemko	DK/Demko	NL/KEMA	SF/SETI	Canada/CSA

Manufacturer Wieland:

RD 9123, RD 9125, RD 9127	WKM 2.5/15 rated voltage AC/DC 500 V	2	2,5 1.5	2	f/f ¹ = 0.5-2,5 sol = 0.5-4 s = 1.5-2.5	0.4 Nm	24 A		•	•		•	•
RD 9045, RD 9041	WKM 4/15 rated voltage AC/DC 500 V	2	4 2.5 1.5	2	f/f ¹ = 0.5-4 sol = 0.5-6 s = 1.5-4	0.5 Nm	32 A		•			•	•
RK 9062, RK 9064 RK 9109, RK 9104	WK 4/U rated voltage AC/DC 800 V	2	4 2.5 1.5	2	f/f ¹ = 0.5-4 sol = 0.5-6 s = 1.5-4	0.5 Nm	41 A		•		•	•	•

Manufacturer Weidmüller:

D 9041	AKZ 2.5 rated voltage AC/DC 250 V	4	2.5 1.5	4	f/f ¹ sol = 0.5-2.5 s = 1.5-2.5	0.5 Nm	20 A		•			•	•
K 9061	AKZ 4 rated voltage AC/DC 400 V	4	4 2.5 1.5	4	f/sol = 0.5-4 s = 1.5-4 f ¹ = 0.5-2.5	0.6 Nm	20 A		•	•	•	•	•
K 9351	WDU 16 N rated voltage AC/DC 400 V	4	16 10 6	4	f ¹ /sol = 1.5-16 f/s = 1.5-25	3.0 Nm	76 A		•	•	•	•	•

K 7051	-	4	2.5-50	4	r = 2.5-50	10.0Nm	Cu 150 A Alu 120 A	
KF 9251 KF 9501	-	2	1.5-50	2	r = 1.5-50	1.5 Nm to 12Nm	Cu/Alu 150 A	
K 9951	-	4	6-95	4	r = 6-95	12 Nm to 22 Nm	Cu/Alu 490 A	
K 2401	-	4	35-240	4	r = 35-240	26 Nm to 55 Nm	Cu/Alu 850 A	

Terminals

	K 7042 / K 7052	K 1204 / K 1205		K 2404 / K 2405	
Rated connecting capacity	95 mm ²	150 mm ²		240 mm ²	
Current carrying capacity	160 A	250 A		400 A	
Tightening torque	20 Nm	20 Nm		40 Nm	
Clamping units per pole	2	2	4	2	4
Conductor cross section Cu/Al¹⁾ sol (round)	10-50	16-50	16-50	25-50	25-50
Conductor cross section Cu/Al¹⁾ s (round), f (flexible)	16-95	16-150	16-70	25-240	25-120
Conductor cross section Cu/Al¹⁾ sol (sector)	50-95	50-150	50-70	50-185	50-120
Conductor cross section Cu s (sector)	35-95	35-150	35-70	35-240	35-120
Conductor cross section Alu¹⁾ s (sector)	35-70	50-120	35-50	95-185	50-95

1) Before connecting, aluminum conductors must be pre-treated according to the appropriate technical recommendations. The connections must be checked at regular intervals and maintained after 6 months at the latest.

FIXCONNECT® technology

Type	Clamping units per pole	Rated connecting capacity per types of conductors		Current carrying capacity
		r (rigid)	f (flexible)	
DPC 9225	4	1.5 - 4 mm ²	1.5 - 4 mm ² *)	32 A
KC 9045	4	1.5 - 4 mm ²	1.5 - 4 mm ² *)	32 A
KC 9255	4	2.5 - 10 mm ²	2.5 - 10 mm ²	57 A
KC 9355	4	2.5 - 16 mm ²	2.5 - 16 mm ²	76 A

*) Without ferrule; clamping unit needs to be opened with a screwdriver when conductor is inserted.

	Boxes with terminals		Removable grommets	Boxes with terminals
	D ..., DP ..., DPC ..., DE ..., KC ..., K ..., RD ..., RK ..., DN ...	K 7055 K 7004/5 K 9951 K 1204/5 K 2404/5 K 2401 Mi FM ..	EKA 20, ERA 20, DPS 02	KF G KF B
Application area	Suitable for indoor installation and outdoor installation, protected against weather influences		Suitable for for outdoor installation (harsh environment and/or outdoor). To reduce the formation and accumulation of condensed water see technical information.	
Resistant to occasional cleaning procedures			Resistant to occasional cleaning procedures (direct jet) max. with high-pressure cleaner without additives water pressure: max. 100 bar, water temperature: max. 80 °C, distance ≥ 0.15 m in accordance with the requirements IP 69K box and cable entries at least IP 65	
Ambient temperature				
- Average value over 24 hours	+ 35 °C	+ 35 °C	+ 35 °C	+ 55 °C
- Maximum value	+ 40 °C	+ 40 °C	+ 40 °C	+ 70 °C
- Minimum value	- 25 °C	- 25 °C	- 25 °C	- 25 °C
Relative humidity	50% at 40 °C	50% at 40 °C	-	50% at 40 °C
- short-time	100% at 25 °C	100% at 25 °C	-	100% at 25 °C
Fire protection in the event of internal faults	Demands placed on electrical devices from standards and laws: Minimum requirements - Glow wire test in accordance with IEC 60695-2-11: - 650 °C for boxes and cable glands - 850 °C for conducting components			
Burning behaviour				
- Glow wire test IEC 60695-2-11	750 °C	960 °C	750 °C	960 °C
- UL Subject 94	V-2 flame-retardant self-extinguishing	V-2 flame-retardant self-extinguishing	- flame-retardant self-extinguishing	V-0 flame-retardant self-extinguishing
Degree of protection against mechanical load	IK07 (2 Joule)	IK08 (5 Joule)	-	IK09 (10 Joule)
Toxic behaviour	halogen-free silicone-free	halogen-free silicone-free	halogen-free silicone-free	halogen-free silicone-free
	"Halogen-free" in accordance with IEC 60754-2 "Common test methods for cables - Determination of the amount of halogen acid gas". For material properties see technical data.			

	Empty boxes	Removable grommets	Empty boxes	
	D ..., DP ..., DE ..., K 9..., K 8..., DN ...	EKA 20, ERA 20, DPS 02	KF 7...	KF G, KF B KF H, KF C
Application area	Suitable for indoor installation and outdoor installation, protected against weather influences		Suitable for for outdoor installation (harsh environment and/or outdoor). To reduce the formation and accumulation of condensed water see technical information.	
Resistant to occasional cleaning procedures			Resistant to occasional cleaning procedures (direct jet) max. with high-pressure cleaner without additives water pressure: max. 100 bar, water temperature: max. 80 °C, distance ≥ 0.15 m in accordance with the requirements IP 69K box and cable entries at least IP 65	
Ambient temperature				
- Average value over 24 hours	–	+ 35 °C	+ 55 °C	+ 55 °C
- Maximum value	+ 40 °C	+ 60 °C	+ 70 °C	+ 70 °C
- Minimum value	– 25 °C	– 25 °C	– 25 °C	– 25 °C
Fire protection in the event of internal faults	Demands placed on electrical devices from standards and laws: Minimum requirements - Glow wire test in accordance with IEC 60695-2-11: - 650 °C for boxes and cable glands - 850 °C for conducting components			
Burning behaviour				
- Glow wire test IEC 60695-2-11	750 °C	750 °C	960 °C	960 °C
- UL Subject 94	V-2 flame-retardant self-extinguishing	– flame-retardant self-extinguishing	V-0 flame-retardant self-extinguishing	V-0 flame-retardant self-extinguishing
Degree of protection against mechanical load	IK07 (2 Joule)	–	IK08 (5 Joule)	IK09 (10 Joule)
Toxic behaviour	halogen-free silicone-free	halogen-free silicone-free	halogen-free silicone-free	halogen-free silicone-free

"Halogen-free" in accordance with IEC 60754-2 "Common test methods for cables - Determination of the amount of halogen acid gas".

For material properties see technical data.

	Boxes with terminals
	WP G, WP ... B
Application area	Suitable for outdoor installation (harsh environment and/or outdoor). For application in ambient conditions with formation of condensation and ingress of water as well as for installation in the ground without traffic loads in accordance with DIN VDE V 0606-22-100.
Resistant to occasional cleaning procedures	Resistant to cleaning procedures (direct jet) max. with high-pressure cleaner without additives, water temperature: max. 80° C
Ambient temperature	
- Average value over 24 hours	+ 55 °C
- Maximum value	+ 70 °C
- Minimum value	- 25 °C
Relative humidity	100%
Burning behaviour	
- Glow wire test	960° C
IEC 60695-2-11	V-0
- UL Subject 94	flame-retardant self-extinguishing
Degree of protection against mechanical load	IK08 (5 Joule)
Toxic behaviour	halogen-free silicone-free

Hensel cable junction boxes and cable entry systems comply with the following standards and requirements:

1. Cable junction boxes

- IEC 60670-22

Particular requirements for connecting boxes and enclosures
Part 22: Particular requirements for connecting boxes

- IEC 60998

Connecting devices for low voltage circuits for household and similar purposes
Part 2-1: Particular requirements for connecting devices as separate entities with screw-type terminals
Part 2-2: Particular requirements for connecting devices as separate entities with screwless-type terminals

- IEC 60999

EN 60999

Connecting devices
Safety requirements for screw-type and screwless-type clamping units for electrical copper conductors

- DIN VDE V 0606-22-100 (German standard)

Enclosures for encapsulation with connection terminals (GVV)

2. Cable junction boxes with terminal blocks

- IEC 60670-22

Particular requirements for connecting boxes and enclosures

- EN 60947-7-1

Low-voltage switchgear and controlgear,
Part 7: Auxiliary equipment;
Section 1 - Terminal blocks for copper conductors

3. Conduit entries (ERA 20)

- EN 60423

Conduits for electrical purposes - Outside diameters of conduits for electrical installations and threads for conduits and fittings

4. Degrees of protection

- IEC 60529

DIN VDE 0470 Part 1 (German standard)

Degree of protection by enclosure (IP Code)

5. Halogen-free


- EN 50267

Examination of cables and insulated wires
halogen-free materials

DK Cable junction boxes

Technical details

Cable junction boxes tested for intrinsic fire resistance



Junction box with connected cables after testing.

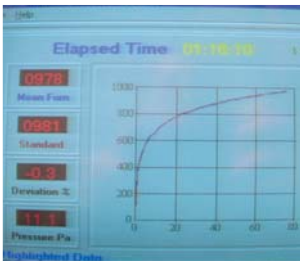
Safety circuits must remain operational for a sufficient period in accordance with the national regulations governing fire protection requirements for cable installations during exposure to fire.

This ensures that electrotechnical equipment such as luminaires, lifts, smoke outlets, alarm systems etc. are supplied with power for 30 or 90 minutes and thereby enable people to leave the building and assist rescue teams in carrying out their work.

When planning and implementing these cable installations, the current specimen regulation for fire protection requirements in these installations must be observed.

FK Cable junction boxes comply with these requirements when used together with type-approved cables as well as suitable cable clamps or mounting devices.

- Cable junction boxes tested for intrinsic fire resistance.
- Degree of protection IP 65, IP 66
- Box made from sheet steel with powder coating or duroplastic, pastel orange RAL 2003
- No additional fire load, no toxic or corrosive emissions
- Intrinsic fire resistance according to DIN 4102 part 12 (German standard) in connection with function-retaining cables of 0.5-16 mm²
- Protection against direct contact also maintained due to the box
- Captive cover with 4 screw fixings



Test temperature curve in accordance with DIN 4102

Box fixing with anchors:

Anchor (building materials)	Fischer type ...					Hilti type ...		
	FIS V..	FNA..	FBS..	FBN..	FHY..	HUS..	HSA..	HIT-HY..
Limestone blocks KS 12	x					x		x
Building bricks Mz 12	x					x		x
Airbricks HLz 12	x							x
Limestone air blocks KSL 12	x							x
Prestressed concrete slabs					x			
Porous concrete slabs => 3.3						x		x
Porous concrete blocks => 4						x		x
Concrete => B25 / =< B55		x	x	x		x	x	

Please observe the current approvals and notes from the manufacturer of the anchors.

Ambient conditions in working operation:

Type	FK 04xx, FK 06xx, FK 16xx	FK 5000, FK 6505, FK 9xx5	FK 9259
Application area	Suitable for indoor installation (normal environment and/or protected outdoor)		
Ambient temperature			
- Average value over 24 hours	+ 35 °C	+ 35 °C	+ 35 °C
- Maximum value	+ 40 °C	+ 40 °C	+ 40 °C
- Minimum value	- 25 °C	- 25 °C	- 5 °C
Relative humidity			
- short-time	50 % at 40 °C 100 % at 25 °C	50 % at 40 °C 100 % at 25 °C	50 % at 40 °C 100 % at 25 °C
Material	PC (polycarbonate) halogen-free	sheet steel, powder-coated halogen-free	
Degree of protection against mechanical load	IK09 (10 Joule)	IK10 (20 Joule)	

Standards and regulations:

- IEC 60998-1, DIN EN 60998 Teil 1

Connecting devices for low-voltage circuits for household and similar purpose
Part 1: General requirements

- IEC 60998-2-1, DIN EN 60998 Teil 2-1

Connecting devices for low-voltage circuits for household and similar purposes.
Part 2-1. Particular requirements for connecting devices as separate entities with screw-type terminals

- IEC 60670-22

Particular requirements for connecting boxes and enclosures

- IEC 60529, DIN VDE 0470 Teil 1 (German standard)

Degrees of protection provided by enclosures (IP Code)

- EN 60947-7-1

Low-voltage switchgear and controlgear -
Part 7-1: Auxiliary equipment - Terminal blocks for copper conductors

- DIN EN 50262

Metric cable glands for electrical installations

- DIN 4102 Part 12 (German standard)

Fire behaviour of building materials and structural elements) -
Part 12 - Intrinsic fire resistance of electric cable systems; requirements and tests

- EN 50200

Method of test for resistance to fire of unprotected small cables for use in emergency circuits.