



Industrial relays

2 or 3 change over contacts

Hand operation

Position indicator

8-pole or 11-pole sockets



Technical data

1. Mechanical design

Self-extinguishing plastic housing, IP rating IP40
Mounting position: any

2. Coil

Duration of operation: 100%
AC-Type:

Type	Rated voltage AC	Coil resistance Ω ($\pm 10\%$)
RT 1.2.012L	12V	18.5
RT 1.2.024L	24V	75
RT 1.2.110L	110V	1700
RT 1.2.230	230V	7080
RT 1.2.230L		
RT 1.3.024	24V	75
RT 1.3.024L		
RT 1.3.048L	48V	305
RT 1.3.110L	110V	1700
RT 1.3.230	230V	7080
RT 1.3.230L;		
RT 1.3.230.02L		

RT 1.2 2 change over contacts
RT 1.3 3 change over contacts
L LED
RT 1.X.XXX.02 gold plated relay contacts

Rated frequency: 50/60Hz
Rated consumption (50Hz): 2.8VA
Must release voltage: $\geq 0.15 \times U_N$
Tolerance: 0.8 to 1.1 $\times U_N$

DC-Type:

Type	Rated voltage DC	Coil resistance Ω ($\pm 10\%$)
RT 2.2.012	12V	110
RT 2.2.012L		
RT 2.2.024L		
RT 2.3.012	12V	110
RT 2.3.012L		
RT 2.3.024		
RT 2.3.024L	24V	430
RT 2.3.024LD		
RT 2.3.024.02L		
RT 2.3.024.02LD		
RT 2.3.048L	48V	1750
RT 2.3.060L	60V	2700
RT 2.3.110	110V	9200
RT 2.3.220	220V	37000
RT 2.3.220.02		

RT 2.2 2 change over contacts
RT 2.3 3 change over contacts
L LED
LD LED and recovery diode
RT 2.X.XXX.02 gold plated relay contacts

Rated consumption: 1.5W
Must release voltage: $\geq 0.1 \times U_N$
Tolerance: 0.8 to 1.1 $\times U_N$

3. Contacts

Rated switching voltage: 250V AC
Switching voltage: max. 440V AC
min. 10V AC/DC
min. 5V AC/DC (AgNi/Au 5 μ m)

Rated load: AC1: 10A / 250V AC
10A / 277V AC (according to UL 508)
AC15: 3A / 120V
1,5A / 240V (B300)
AC3: 370W (single-phase motor)
DC1: 10A / 24V DC
DC13: 0,22A / 120V
0,1A / 250V (R300)

Rated switching current: 10A
Min. switching current: 5mA
Rated inrush current: 20A
Breaking capacity: AC1: max. 2500VA
DC1: max. 240W
min. 0.3W
min. 0.05W (AgNi/Au 5 μ m)

Contact resistance: $\leq 100m\Omega$
Switching frequency: max. 20/min at rated load AC1
max. 200/min, no load
Contact material: AgNi or AgNi/Au 5 μ m

4. General data

Operating time AC: 12ms
DC: 18ms
Release time AC: 10ms
DC: 7ms
Mechanical life: 20 x 10⁶ switching cycles
Electrical life: 20 x 10⁴ switching cycles at 10A / 250V (AC1)
Reduction factors for other loads see diagrams page 2
Vibration: 5g (10 bis 150Hz)
Shock resistance: 10g

5. Insulation (according to EN 60664-1)

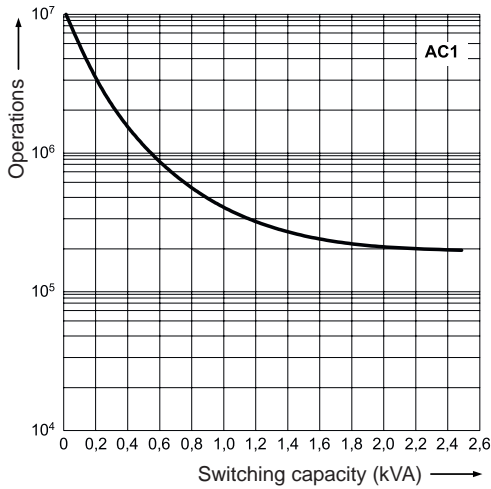
Insulation rated voltage: 250V AC
Dielectric strength test voltage:
Coil - contact: 2500V AC
Contact - contact: 1500V AC
Pole - pole: 2500V AC
Insulation:
Coil - contact: basic
Pole - pole: basic
Clearance contact - contact: micro-disconnection
Rated surge voltage: 2500V
Overvoltage category: III
Contact - coil distance:
Clearance: $\geq 3mm$
Creepage: $\geq 4,2mm$
Insulation pollution degree: 3

6. Ambient conditions

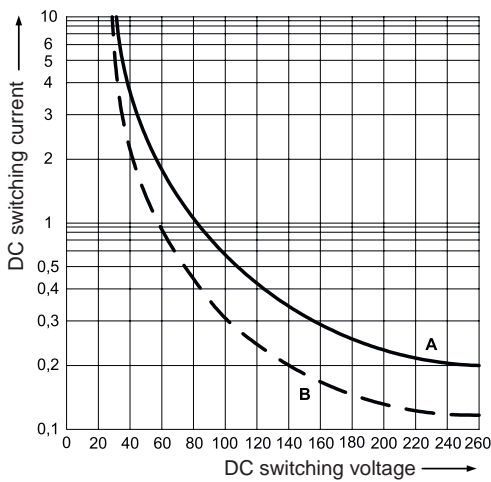
Ambient temperature:
AC: -40 to +55°C
DC: -40 to +70°C
Storage temperature: -40 to +85°C

Reduction factors

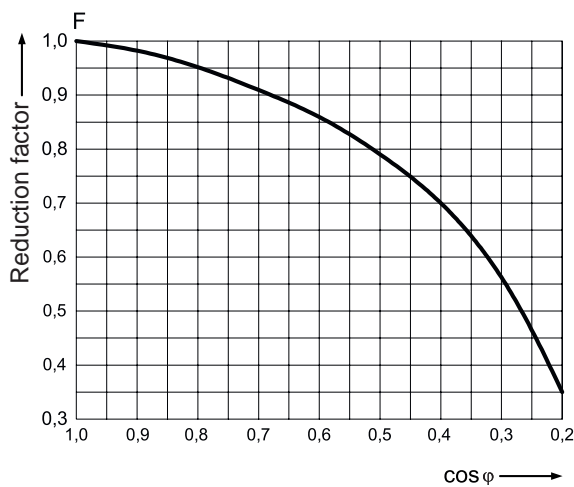
Reduction of electrical life depending on load



Reduction of switching capacity depending on switching voltage

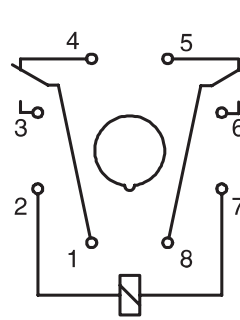


Reduction of electrical life depending on switching voltage

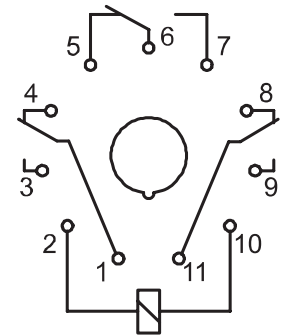


Connections

RT x.2.xxx □



RT x.3.xxx



Dimensions

